



UNODC

United Nations Office on Drugs and Crime

Overview of drug production, trafficking and abuse in MOU countries

Presentation to MOU Ministerial

Vientiane, Lao PDR

Gary Lewis

UNODC Regional Representative for East Asia and the Pacific

24 May 2011



Global Overview

- “Containment” is working
- Opiate cultivation declines globally
- Coca/cocaine declines globally
- Drug use stabilizes in many countries
- ...but warning signs
- **Shift towards ATS in SE Asia**
- **Increased opiate cultivation in SE Asia**



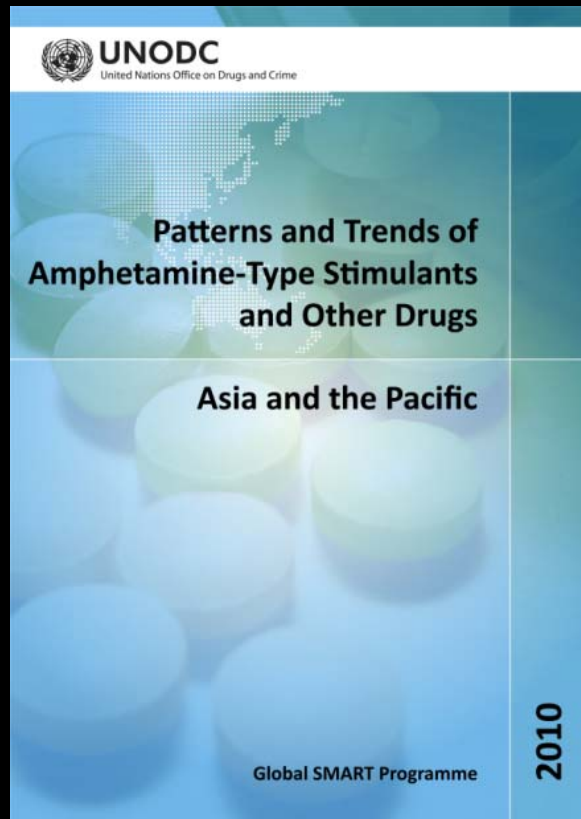
UNODC

United Nations Office on Drugs and Crime

ATS in E/SE Asia



- **Situation steadily worsening**



Launched: Nov 2010

Country Level – 15 reports

- Australia
- Brunei
- **Cambodia**
- **China**
- Indonesia
- Japan
- **Lao PDR**
- Malaysia
- **Myanmar**
- New Zealand
- Philippines
- Rep. of Korea
- Singapore
- **Thailand**
- **Viet Nam**

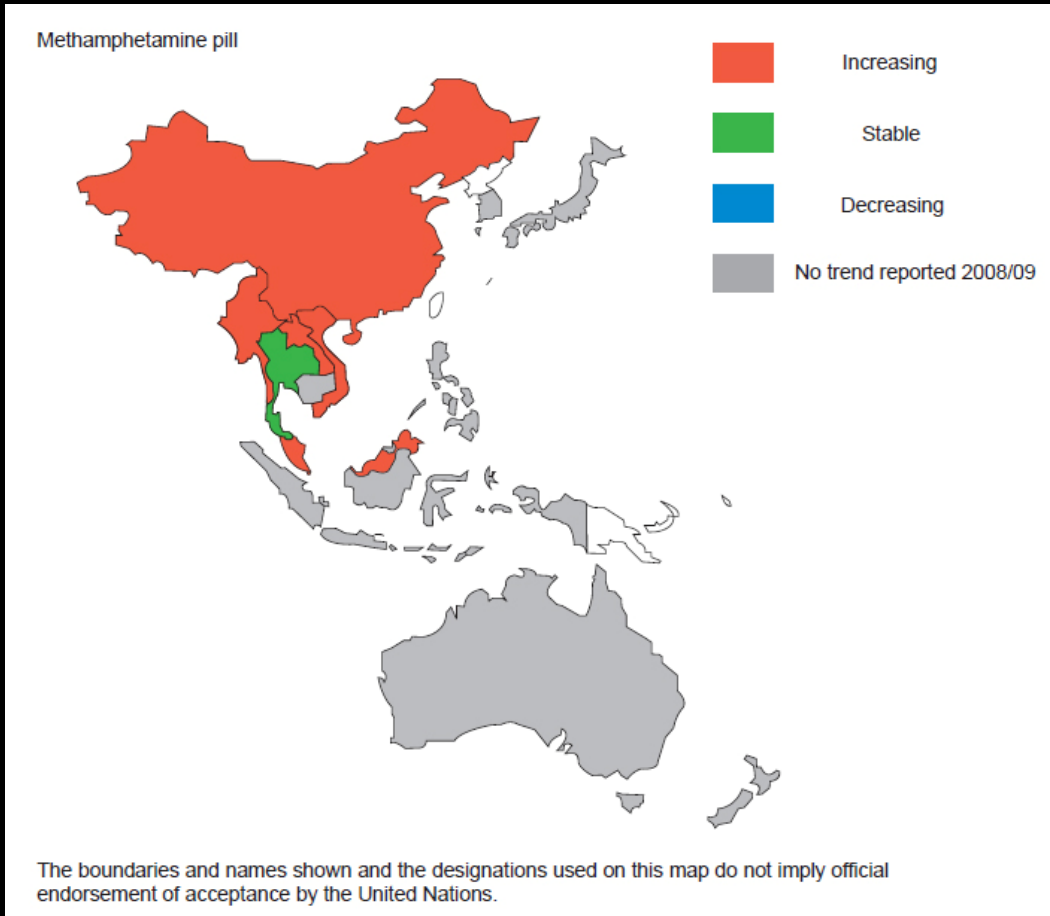


ATS: 5 things to worry about

1. ATS markets are expanding
2. ATS manufacture in the region is increasing
3. Shift in precursor sourcing
4. Methamphetamine spillover from Myanmar
5. Increased Transnational Organized Crime activity



Meth pill use trend (2009)



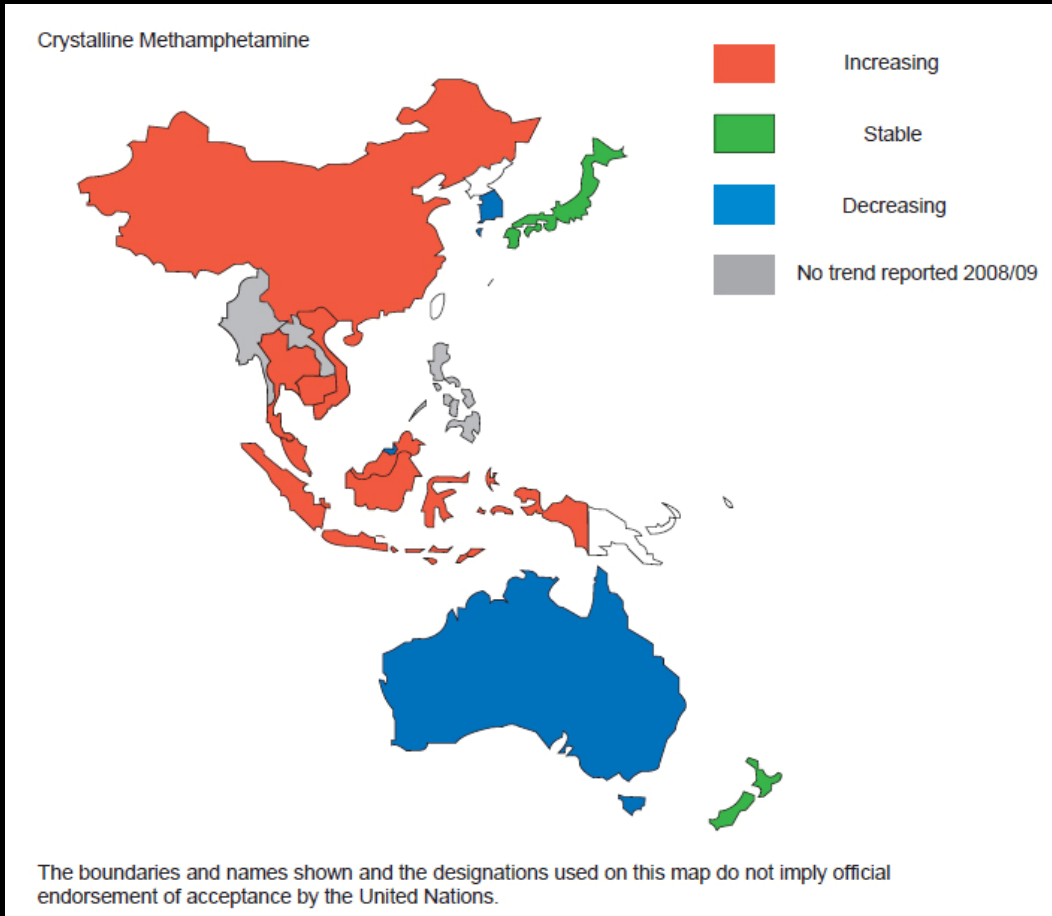
**Increasing use in
4 MOU
countries:**

- **China**
- **Lao PDR**
- **Myanmar**
- **Viet Nam**

*Cambodia reported crystalline methamphetamine use and seizure but did not report the use trend data.



Crystalline meth use trend (2009)



**Increasing use in
4 MOU
countries:**

- **Cambodia**
- **China**
- **Thailand**
- **Viet Nam**

*Cambodia, Myanmar and the Philippines also reported crystalline methamphetamine seizure but did not report use trend data.



Meth pill seizures in Myanmar and neighbouring countries (2009-2010)

Country	2009	2010
China	40 m	●
Lao PDR	2 m	26 m
Myanmar	24 m	2 m
Thailand	27 m	44 m

● = not reported yet

Note: Seizure of pill in Thailand is likely to revise to a higher quantity.



OPIATES: “Containment”

- is working
- but is under threat





UNODC

United Nations Office on Drugs and Crime



South-East Asia: Opium Survey 2010

**Launched:
13 December 2010**

**South-East Asia
Opium survey 2010**

Lao PDR, Myanmar



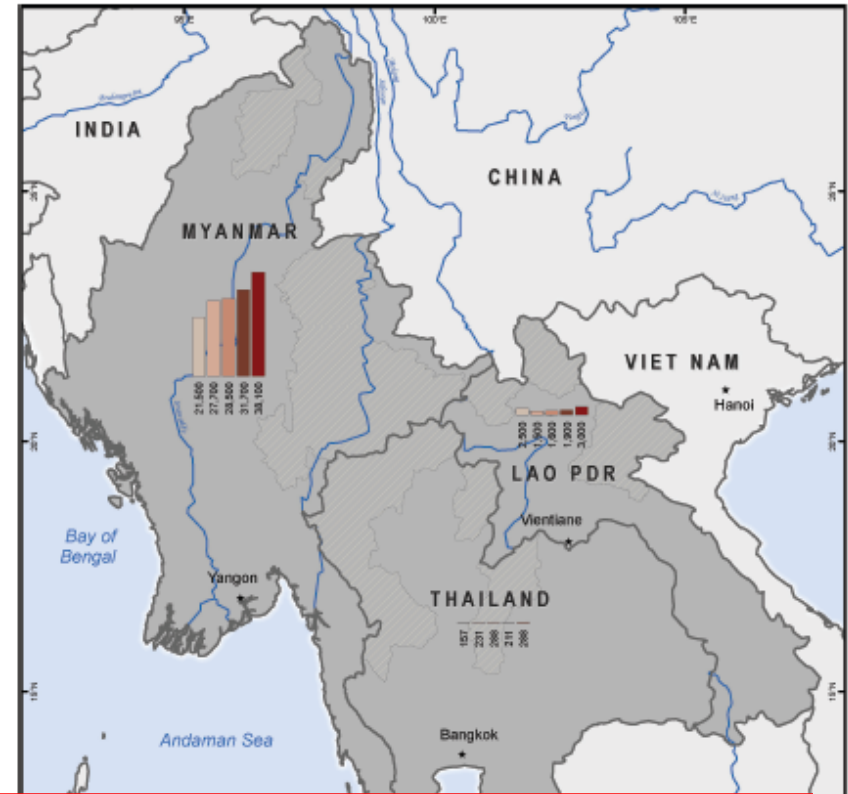
CULTIVATION

Lao PDR

Myanmar

Thailand

Map 1: Opium poppy cultivation in South East Asia (hectares), 2006 - 2010



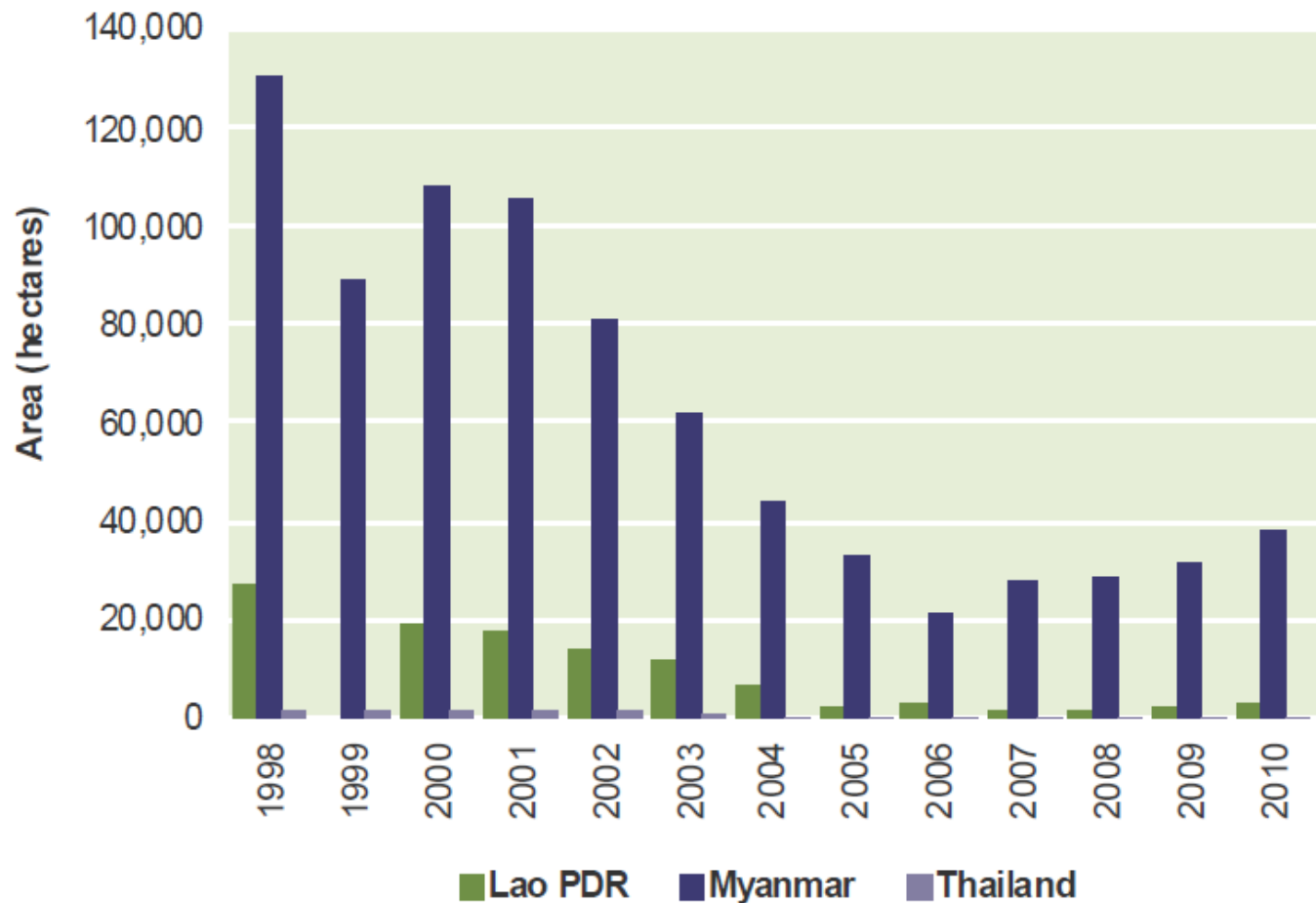
	2009	2010	Change from
Opium poppy cultivation ¹	33,811 ha	41,389 ha	+22%
Lao PDR	1,900 ha	3,000 ha	+58%
Thailand	211 ha	289 ha	+37%
Myanmar	31,700 ha	38,100 ha	+20%

Source: Government of Lao PDR, Myanmar and Thailand; national monitoring system supported by UNODC in Lao PDR and Myanmar



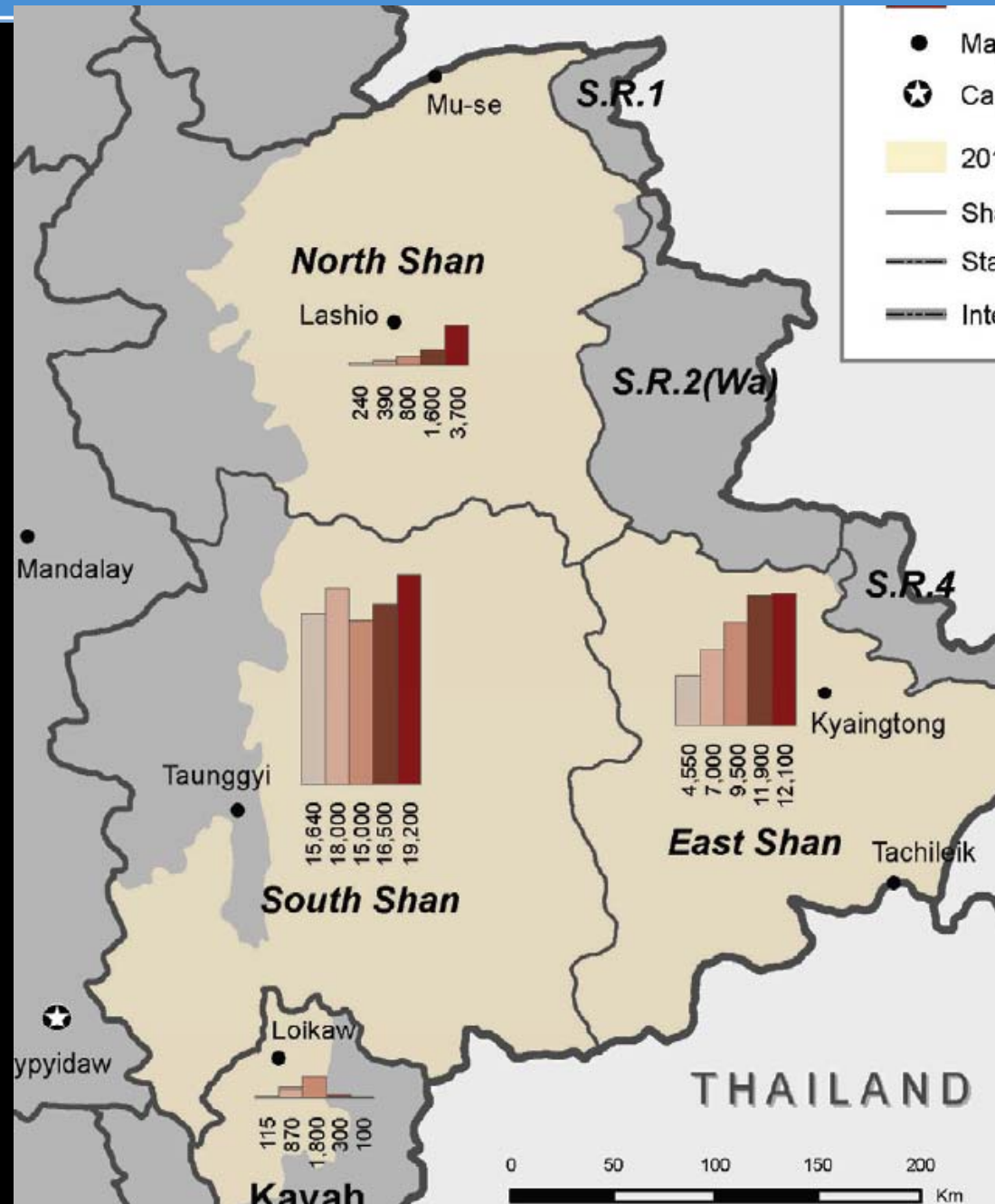
CULTIVATION – SE Asia

Figure 1: Opium poppy cultivation in South East Asia (hectares), 1998 - 2010





Cultivation in Myanmar in 2009-2010 season





PRODUCTION

	2009	2010	Change from
Potential production of opium ¹	345 mt	603 mt	+75%
Lao PDR	11 mt	18 mt	+58%
Thailand	3 mt	5 mt	+36%
Myanmar	330 mt	580 mt	+76%

Lao PDR ↑

Myanmar ↑

Thailand ↑

= 16% global production

- increased Ha
- increased yield



ERADICATION

	2009	2010	Change from
Opium poppy eradication	4,939 ha	9,125 ha	+85%
Lao PDR	651 ha	579 ha	-11%
Thailand	201 ha	278 ha	+38%
Myanmar	4,087 ha	8,268 ha	+102%

Lao PDR



Myanmar



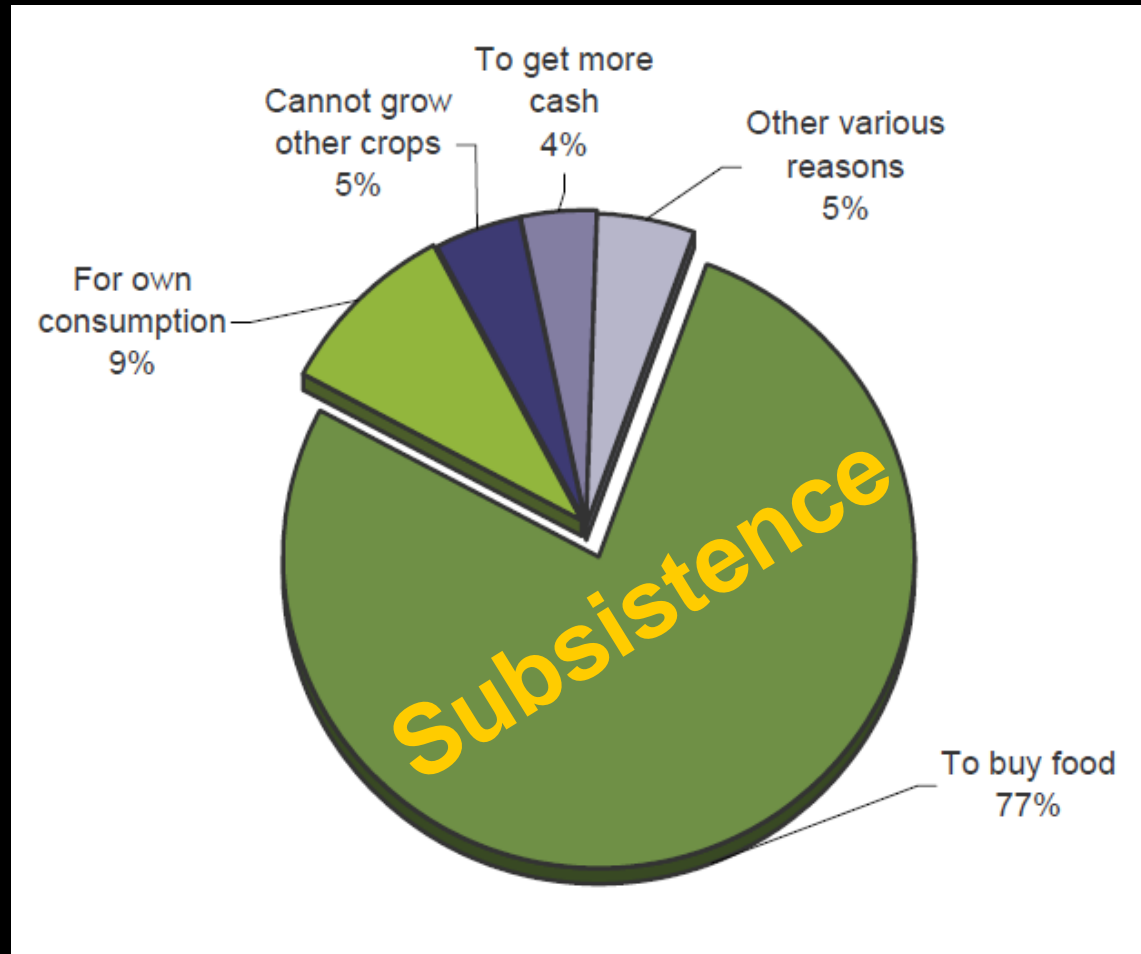
significantly

Thailand





Reasons for farmers to grow poppy



**Est. # households involved in poppy cultivation
= 224,000**



UNODC

United Nations Office on Drugs and Crime

Prevention and Treatment



Drug Use Patterns across MOU countries

1. Stabilization in use of opiates
2. Half of the world's ATS users are in East Asia
3. Increase of use of methamphetamine (both pill and crystalline forms)
4. Young age of methamphetamine users
5. Insufficient treatment facilities for ATS
6. Continued injection of heroin and increased injection of methamphetamine
7. High prevalence of HIV among IDUs



ATS are among the top 3 drugs of use for all MOU

Methamphetamine pills

Cambodia	China	Lao PDR	Myanmar	Thailand	Viet Nam
2	2	1	3	1	3

Ecstasy

Cambodia	China	Lao PDR	Myanmar	Thailand	Viet Nam
•	3	•	•	9	3

Crystalline methamphetamine

Cambodia	China	Lao PDR	Myanmar	Thailand	Viet Nam
1	2	•	•	7	3

• = Not reported



High prevalence of HIV among IDUs

Country	# IDUs	% HIV
CAM	1,750	24%
CHI	2,350,000	9%
LAO	n/a	n/a
MYA	75,000	36%
THA	40,000	39%
VIE	135,000	18%

Sources: UNGASS HIV Country Report for 2007; for Cambodia, Cambodia National Report; Lancet; for China (F. Lu, N. Wang, Z. Wu, X. Sun, J. Rehnstrom, K. Poundstone, W. Yu, E. Disani, “Estimating the number of people at risk for and living with HIV in China”, 2005).

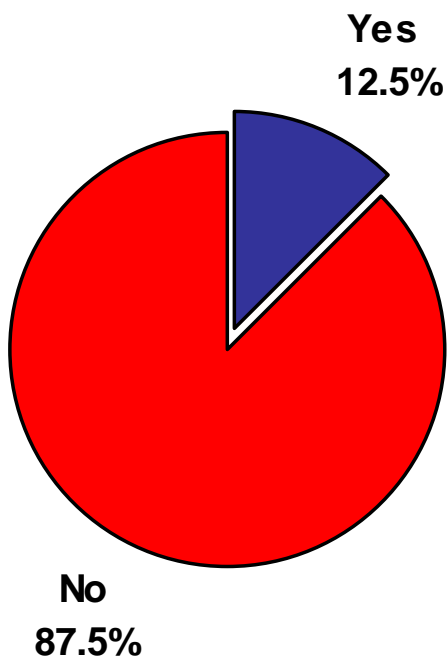


UNODC

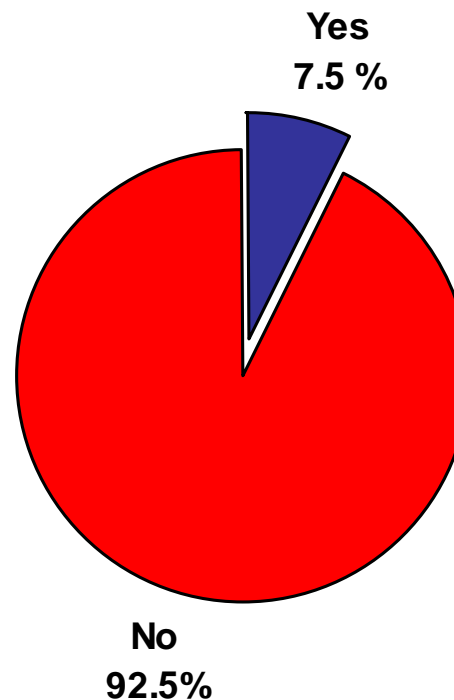
United Nations Office on Drugs and Crime

Not enough IDUs being reached by harm reduction coverage

Needle and syringe programme



Opioid substitution therapy





UNODC

United Nations Office on Drugs and Crime

Effective responses



EFFECTIVE STRATEGIC RESPONSES:

1. Prevention and treatment
2. Injecting drug use and HIV
3. Alternative development
4. Law enforcement
5. Judicial cooperation



UNODC

United Nations Office on Drugs and Crime



- 8th SAP (2011-2013)
- Work commenced Jan 2011
- Finalized 23 May 2011
- Presented for Ministerial endorsement today



UNODC

United Nations Office on Drugs and Crime

**“It takes a network
to defeat a
network”**



UNODC

United Nations Office on Drugs and Crime

THANK YOU

www.unodc.org/eastasiaandpacific