

UNODC Regional Programme for East Asia and the Pacific

Implementation Update #2

**Launch to Member States
Vienna, 29 March 2011**



UNODC

United Nations Office on Drugs and Crime

China

**UNODC Field
Office network
in East Asia
and the Pacific**

Lao PDR

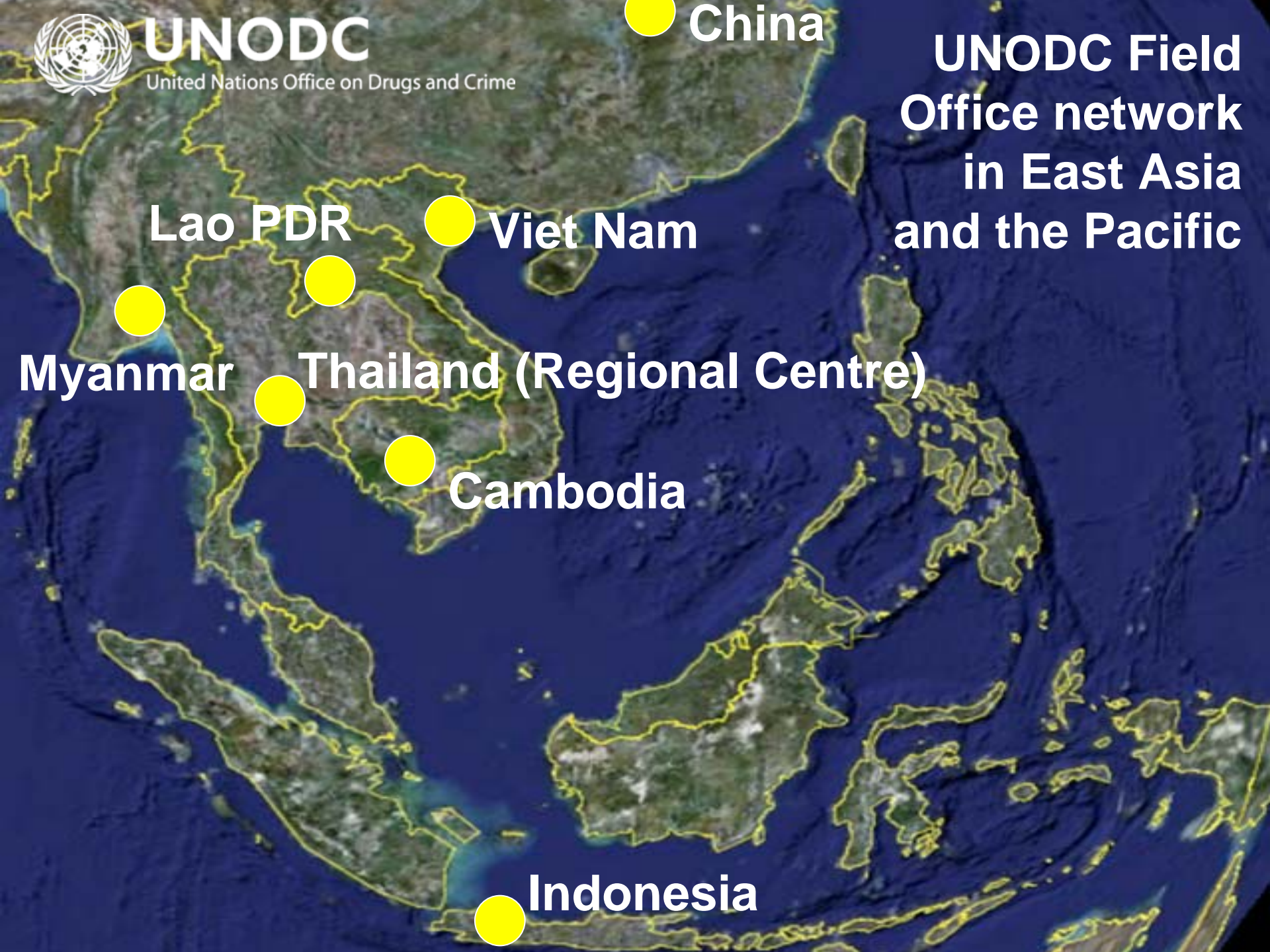
Viet Nam

Myanmar

Thailand (Regional Centre)

Cambodia

Indonesia



Presentation Structure

1. Achievements

2. Making it happen

3. Emerging challenges

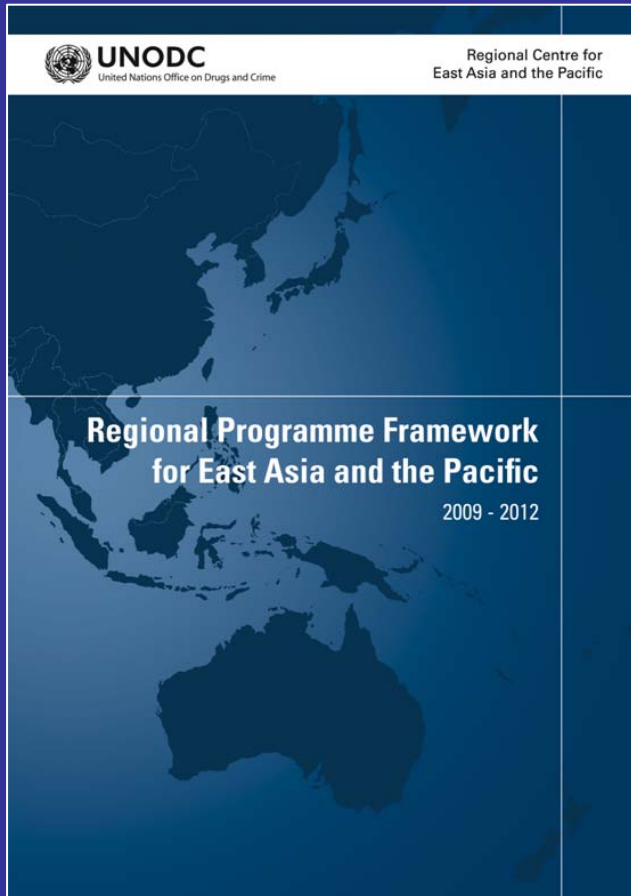
Presentation Structure

1. Achievements

2. Making it happen

3. Emerging challenges

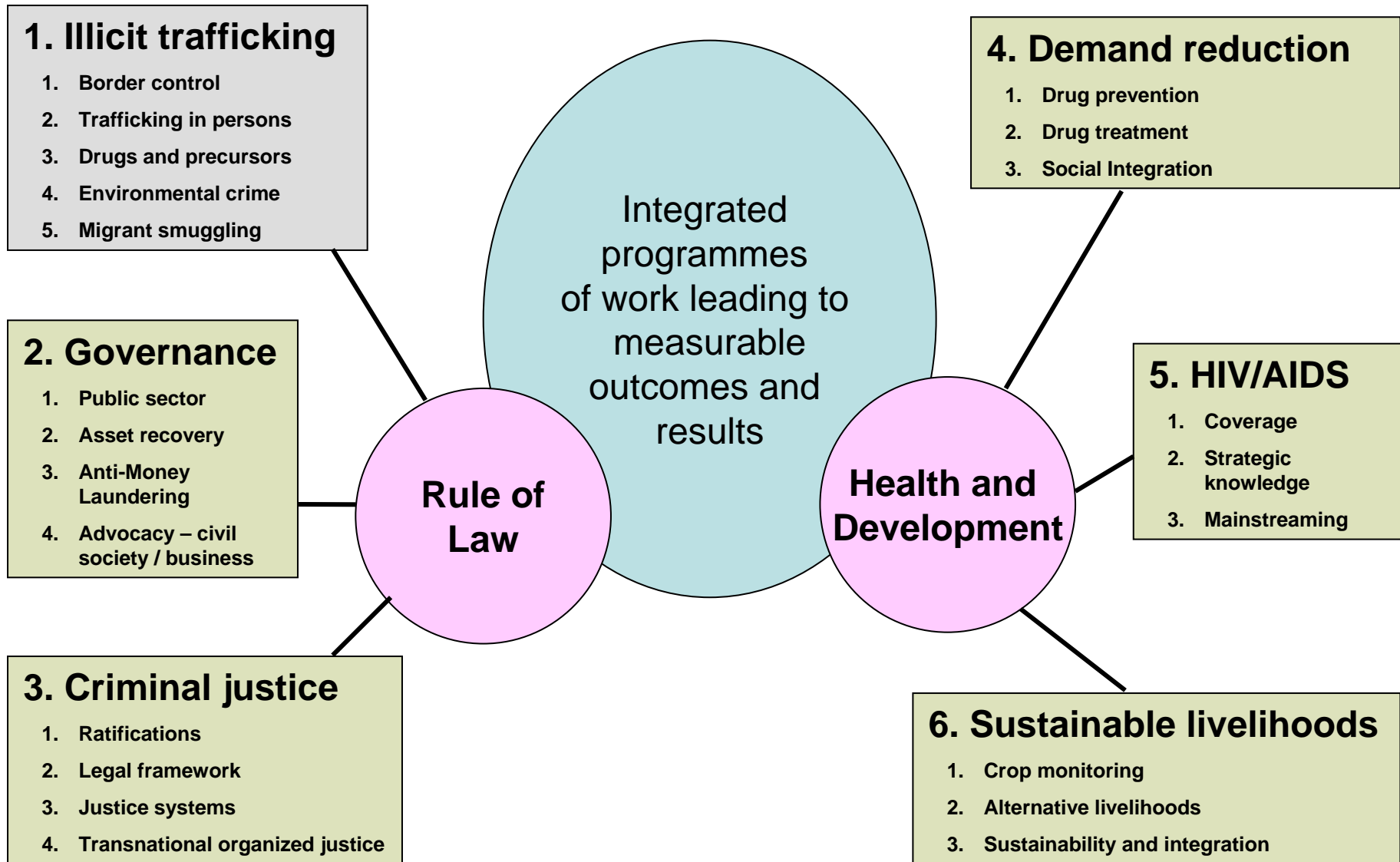
Implementation Update (2010)



**Regional Programme
(2009-2012)**



(2011)





1. Illicit Trafficking/Smuggling

Impact

Reduction in illicit trafficking of people, drugs, illicit natural resources and hazardous substances, and smuggling of migrants

Outcomes

1.1 Border Control

Improved border security

1.2. Trafficking in Persons

TIP operations identified and effectively acted on

1.3. Drugs and Precursors

Trafficking of ATS and other drugs identified and effectively acted on

1.4. Natural resources and hazardous substances

Trafficking of illicit natural resources and hazardous substances identified and effectively acted on

1.5. Smuggling Migrants

Smuggling of migrants identified and effectively acted on

Outputs


- 1.1.1 BLO mechanism insitutionalized and operational
- 1.1.2 Joint Port Control Units established and operational
- 1.1.3 Airport specialist response units established and operational

- 1.2.1 Legislative frameworks meet international obligations and standards
- 1.2.2 Information on trafficking trends and country responses used by stakeholders for evidence-based responses
- 1.2.3 Informed and capable frontline law enforcement officers, prosecutors and judges
- 1.2.4 Systems established for quickly identifying and assisting victims
- 1.2.5 Mechanisms established to promote cooperation between criminal justice agencies within and across borders
- 1.2.6 Corporate sector organisations adopt codes of conduct

- 1.3.1 Domestic legislation harmonized with international instruments
- 1.3.2 Information on ATS and other drug production and trafficking used by stakeholders for evidence-based responses
- 1.3.3 Informed and capable frontline law enforcement officers, prosecutors and judges
- 1.3.4 Mechanisms established to promote cooperation between responsible agencies within and across borders
- 1.3.5 Clandestine lab investigation teams established and operational
- 1.3.6 Chemical industry associations adopt codes of conduct on precursor diversion

- 1.4.1 A regional strategy in place to prevent and suppress trafficking in illicit natural resources and hazardous substances
- 1.4.2 Effective environmental governance policies and regulatory frameworks established and implemented
- 1.4.3 Informed and capable law enforcement and specialised officials
- 1.4.4 Mechanisms established to promote cooperation between responsible agencies within and across borders
- 1.4.5 Producers and consumers effectively engaged in reducing demand for illegal forest products

- 1.5.1 Systems to generate, manage, analyze, report and use migrant smuggling information established and operational
- 1.5.2 BLOs' mandates broadened to cover crimes related to irregular migration
- 1.5.3 Informed and capable frontline law enforcement officers, prosecutors and judges
- 1.5.4 Research on irregular migration used as part of the Bali Process

 Outputs to which programme contributed in 2009



1. Illicit Trafficking/Smuggling

Impact

Reduction in illicit trafficking of people, drugs, illicit natural resources and hazardous substances, and smuggling of migrants

Outcomes

1.1 Border Control

Improved border security

1.2. Trafficking in Persons

TIP operations identified and effectively acted on

1.3. Drugs and Precursors

Trafficking of ATS and other drugs identified and effectively acted on

1.4. Natural resources and hazardous substances

Trafficking of illicit natural resources and hazardous substances identified and effectively acted on

1.5. Smuggling Migrants

Smuggling of migrants identified and effectively acted on

Outputs


- 1.1.1 BLO mechanism insitutionalized and operational
- 1.1.2 Joint Port Control Units established and operational
- 1.1.3 Airport specialist response units established and operational

- 1.2.1 Legislative frameworks meet international obligations and standards
- 1.2.2 Information on trafficking trends and country responses used by stakeholders for evidence-based responses
- 1.2.3 Informed and capable frontline law enforcement officers, prosecutors and judges
- 1.2.4 Systems established for quickly identifying and assisting victims
- 1.2.5 Mechanisms established to promote cooperation between criminal justice agencies within and across borders
- 1.2.6 Corporate sector organisations adopt codes of conduct

- 1.3.1 Domestic legislation harmonized with international instruments
- 1.3.2 Information on ATS and other drug production and trafficking used by stakeholders for evidence-based responses
- 1.3.3 Informed and capable frontline law enforcement officers, prosecutors and judges
- 1.3.4 Mechanisms established to promote cooperation between responsible agencies within and across borders
- 1.3.5 Clandestine lab investigation teams established and operational
- 1.3.6 Chemical industry associations adopt codes of conduct on precursor diversion

- 1.4.1 A regional strategy in place to prevent and suppress trafficking in illicit natural resources and hazardous substances
- 1.4.2 Effective environmental governance policies and regulatory frameworks established and implemented
- 1.4.3 Informed and capable law enforcement and specialised officials
- 1.4.4 Mechanisms established to promote cooperation between responsible agencies within and across borders
- 1.4.5 Producers and consumers effectively engaged in reducing demand for illegal forest products

- 1.5.1 Systems to generate, manage, analyze, report and use migrant smuggling information established and operational
- 1.5.2 BLOs' mandates broadened to cover crimes related to irregular migration
- 1.5.3 Informed and capable frontline law enforcement officers, prosecutors and judges
- 1.5.4 Research on irregular migration used as part of the Bali Process


 Outputs to which programme contributed in 2010

2010

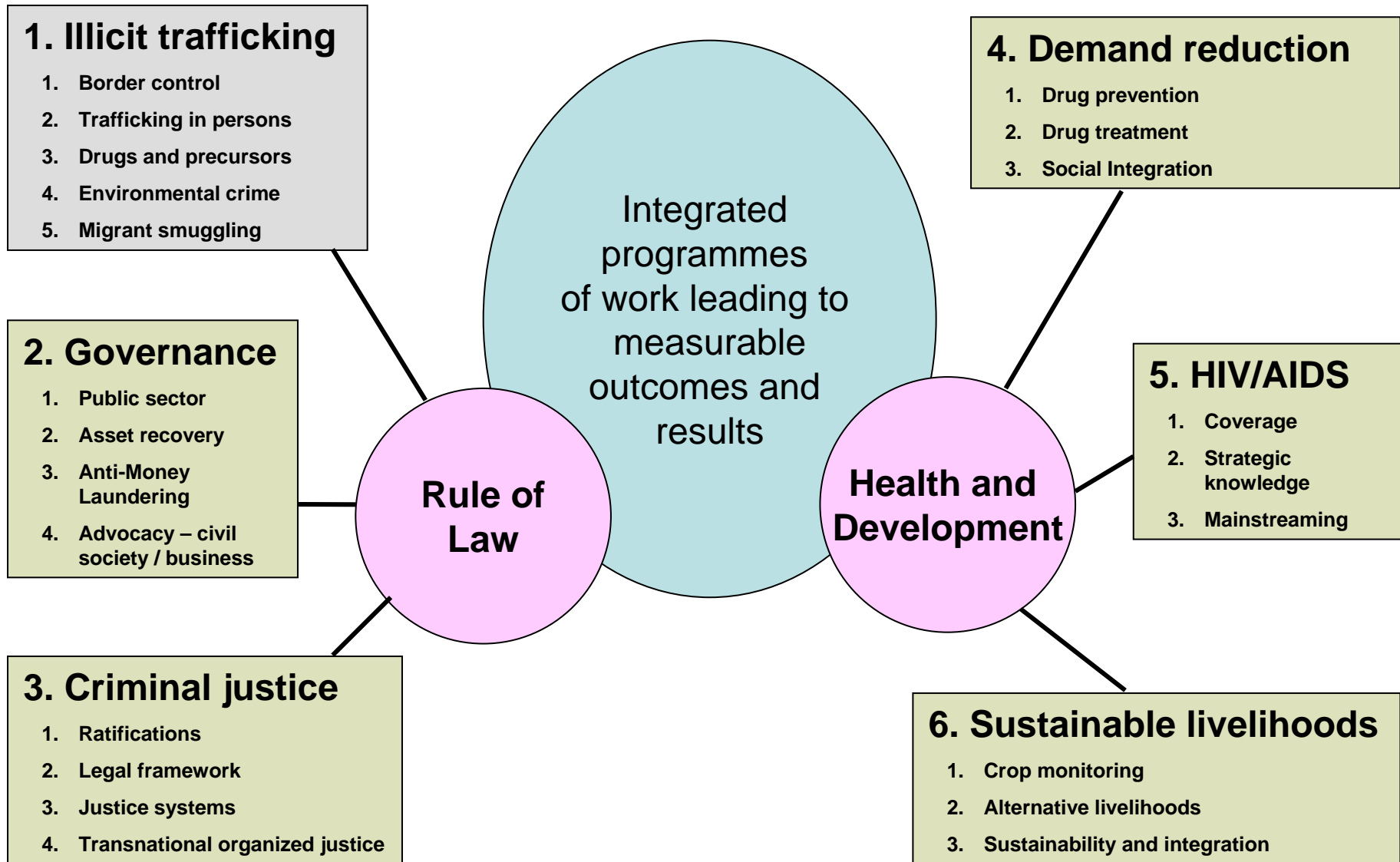


Example: Drug data

1.3.2 Information on ATS and other drug production and trafficking used by stakeholders for evidence-based responses



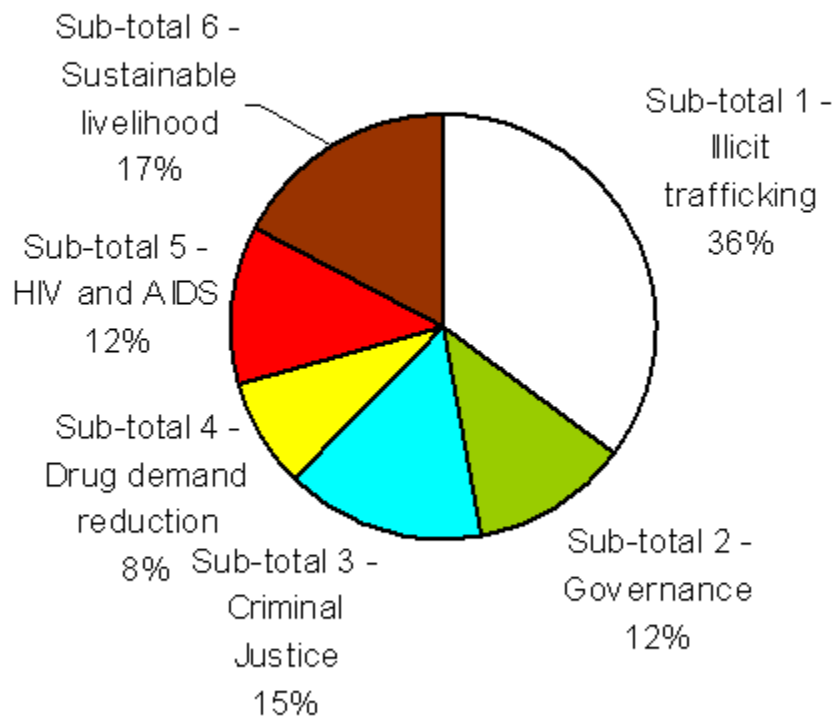
Performance Indicators
<ul style="list-style-type: none">• Number, percentage and name of countries contributing data• Quality of data• Evidence of data being used by stakeholders in response planning





Programme proportion

Secured resources by thematic area



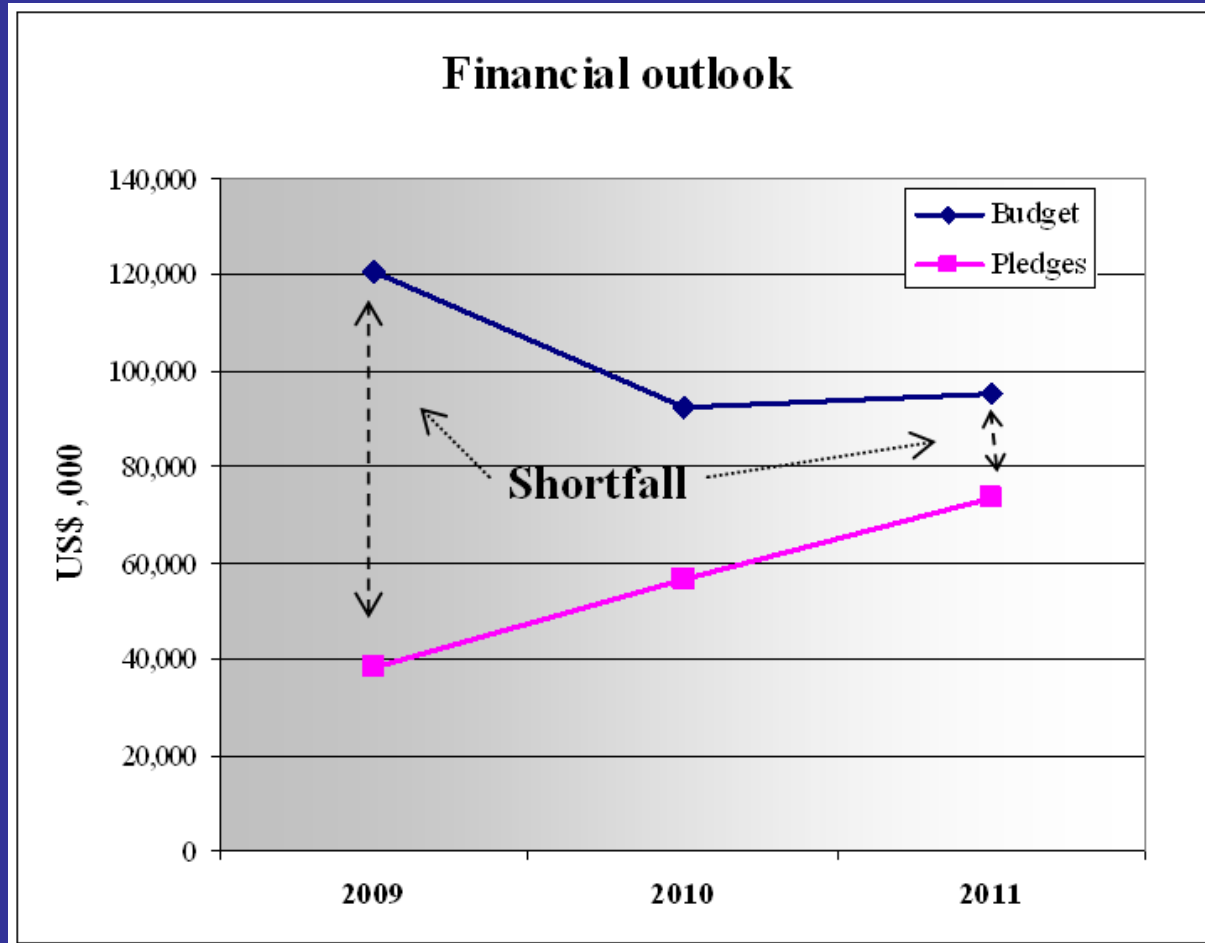
Programme volume by Sub-programme

2009

2010

2011

Figures in US\$, 000s	STATUS in January 2009			STATUS in January 2010			STATUS in January 2011		
	TOT BUDGET	PLEDGED	BALANCE	TOT BUDGET	PLEDGED	BALANCE	TOT BUDGET	PLEDGED	BALANCE
Sub-total 1 - Illicit trafficking	30,758	8,516	-22,242	28,805	15,361	-13,444	29,774	24,577	-5,197
Sub-total 2 - Governance	10,587	4,138	-6,449	8,289	7,983	-306	9,958	9,105	-853
Sub-total 3 - Criminal Justice	24,241	8,093	-16,148	12,769	9,504	-3,265	11,313	10,695	-618
Sub-total 4 - Drug demand reduction	17,411	2,689	-14,722	9,723	5,511	-4,212	9,735	5,667	-4,068
Sub-total 5 - HIV and AIDS	20,356	7,045	-13,311	12,552	7,278	-5,274	13,110	7,847	-5,263
Sub-total 6 - Sustainable livelihood	17,531	7,888	-9,643	20,035	11,081	-8,954	19,911	14,159	-5,752
GRAND TOTAL	120,884	38,369	-82,515	92,173	56,718	-35,455	95,249*	73,498	-21,751

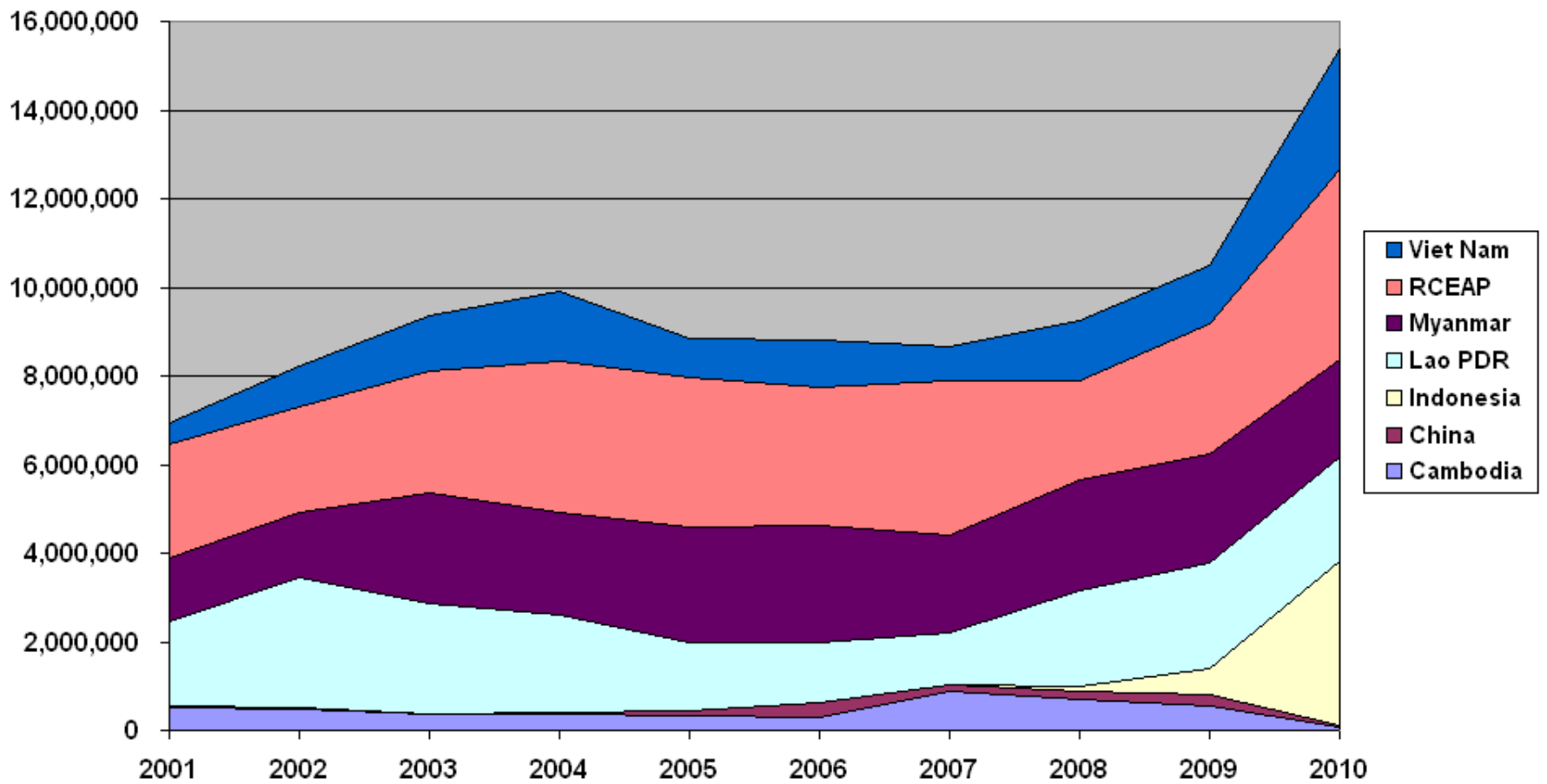


Programme volume by field office

Figures in US\$, 000s

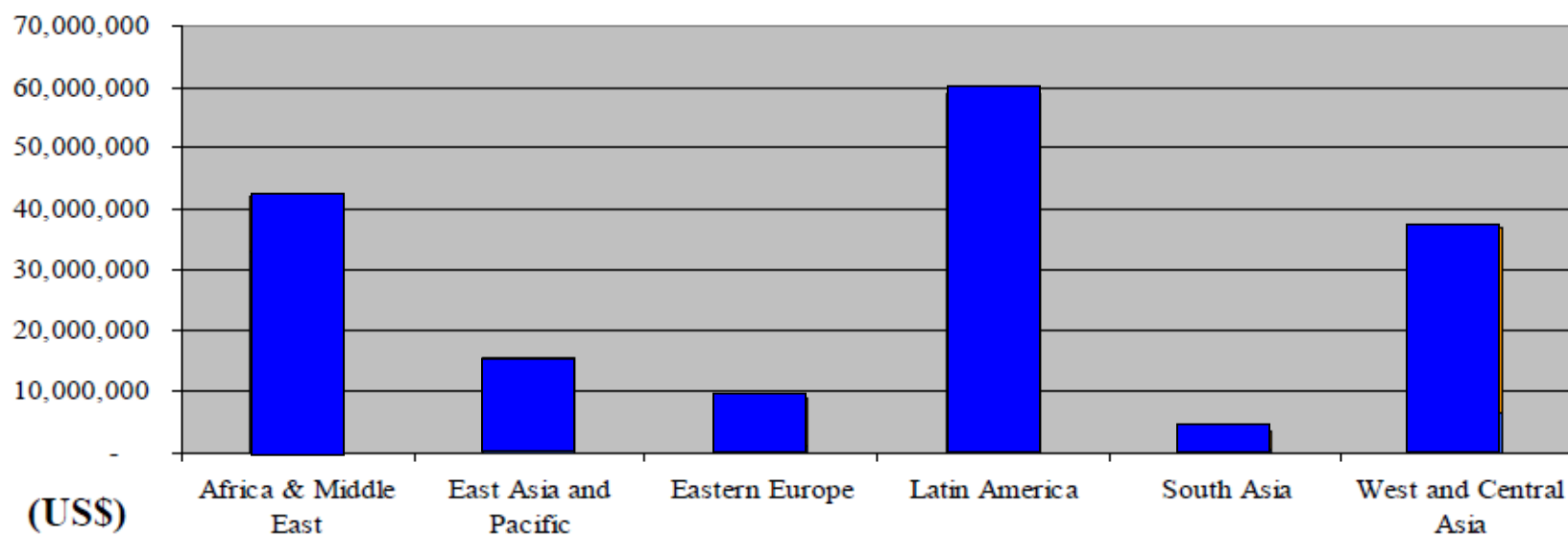
	2009	2010	2011	2012	2013	2014	TOT BUDGET	PLEGGED	BALANCE
CAMBODIA	570	55	500	1,000	1,000	1,000	4,125	629	-3,496
CHINA	300	59	0	0	0	0	359	409	50
INDONESIA	612	3,703	6,504	6,526	467	0	17,812	17,954	142
LAO PDR	2,465	2,450	4,434	4,143	2,930	1,592	18,014	11,514	-6,500
MYANMAR	2,597	2,306	3,800	2,241	1,599	243	12,786	10,501	-2,285
RCEAP	2,969	4,453	7,330	7,886	6,787	2,900	32,325	24,593	-7,732
VIET NAM	1,693	2,879	2,670	2,175	411	0	9,828	7,898	-1,930
GRAND TOTAL	11,206*	15,905*	25,238	23,971	13,194	5,735	95,249	73,498	-21,751

Programme Expenditures 2001-2010



EAP compared with other regions

Drugs and Crime Programme Allocation 2010





UNODC

United Nations Office on Drugs and Crime

Financial picture – Donors



Australia



Canada



Cambodia



China




European Union



Germany



Italy



Japan



Luxembourg



Myanmar



New Zealand



Norway



Republic of Korea



Sweden



Switzerland



Thailand



United Kingdom



United States



Viet Nam



Other UN

Presentation Structure

1. Achievements

2. Making it happen

3. Emerging challenges



UNODC

United Nations Office on Drugs and Crime

Programme funding

Results-orientation

- M & E
- Only 2 years into programme
- Piloting systems for other RPs

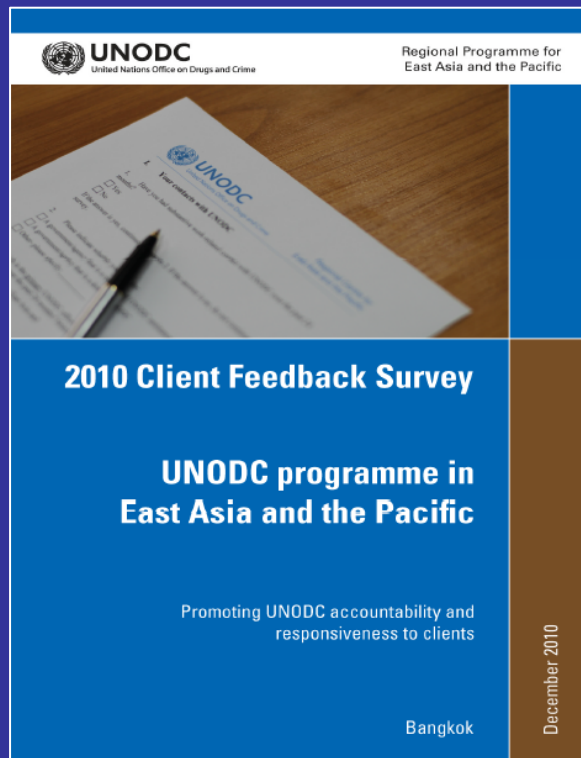


UNODC

United Nations Office on Drugs and Crime

Political buy-in

Accountability



Measuring Client Satisfaction

Client Feedback Survey

Launched: Dec 2010

Country Programmes

- **Indonesia**
- **Viet Nam**
- **Thailand**
- **Cambodia**



UNODC

United Nations Office on Drugs and Crime

Programme review in 2012

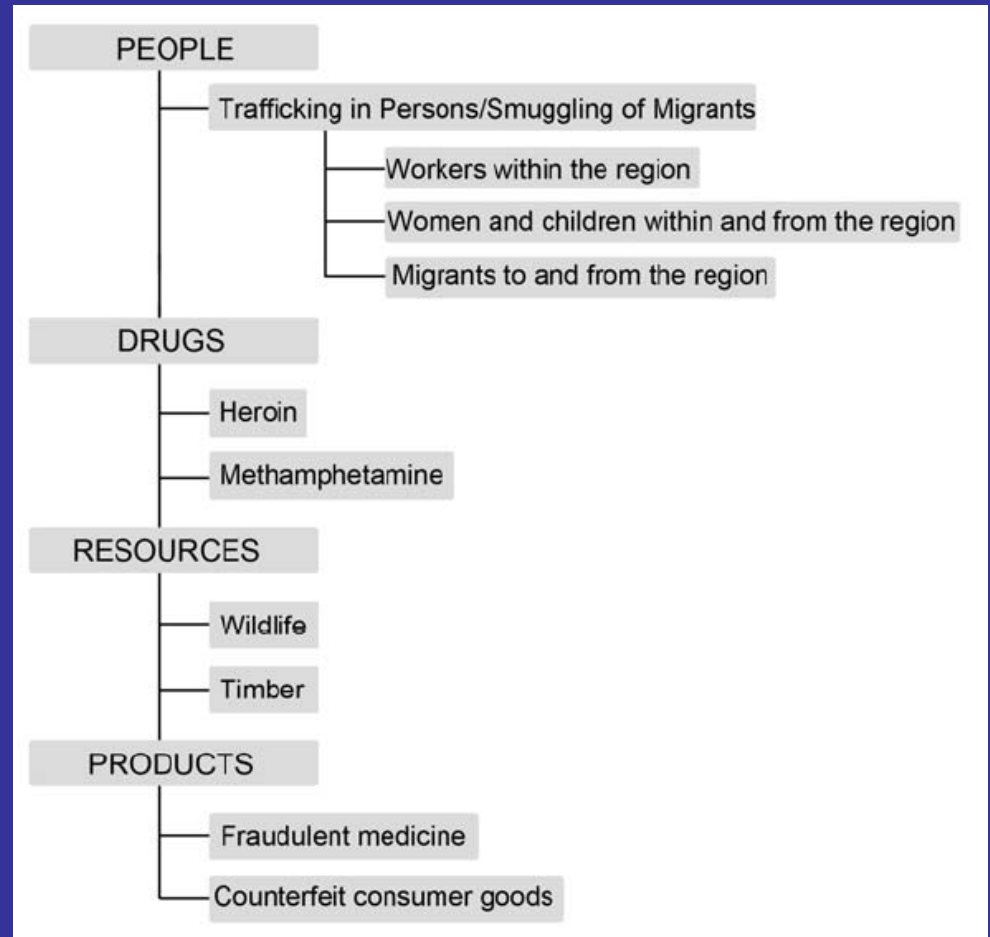
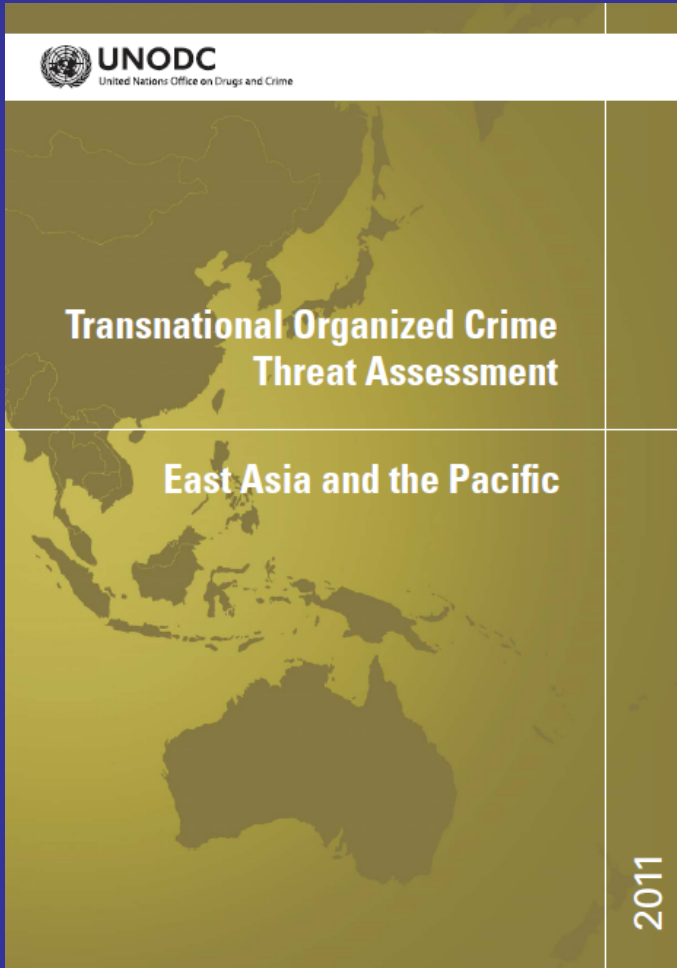
Presentation Structure

1. Achievements

2. Making it happen

3. Emerging challenges

Transnational Organized Crime Threat Assessment





UNODC

United Nations Office on Drugs and Crime

THANK YOU

www.unodc.org/eastasiaandpacific