



**UNODC**

United Nations Office on Drugs and Crime

# Overview of ATS trends in East and Southeast Asia

**Presentation to Global SMART Programme Regional Workshop**

**Shawn Kelley**

**Research Analyst**

**Global SMART Programme**

**Bangkok, Thailand**

**5 August 2010**



## Structure

1. Overview of drug trends in East and Southeast Asia

2. ATS trends in East and Southeast Asia

3. Key points

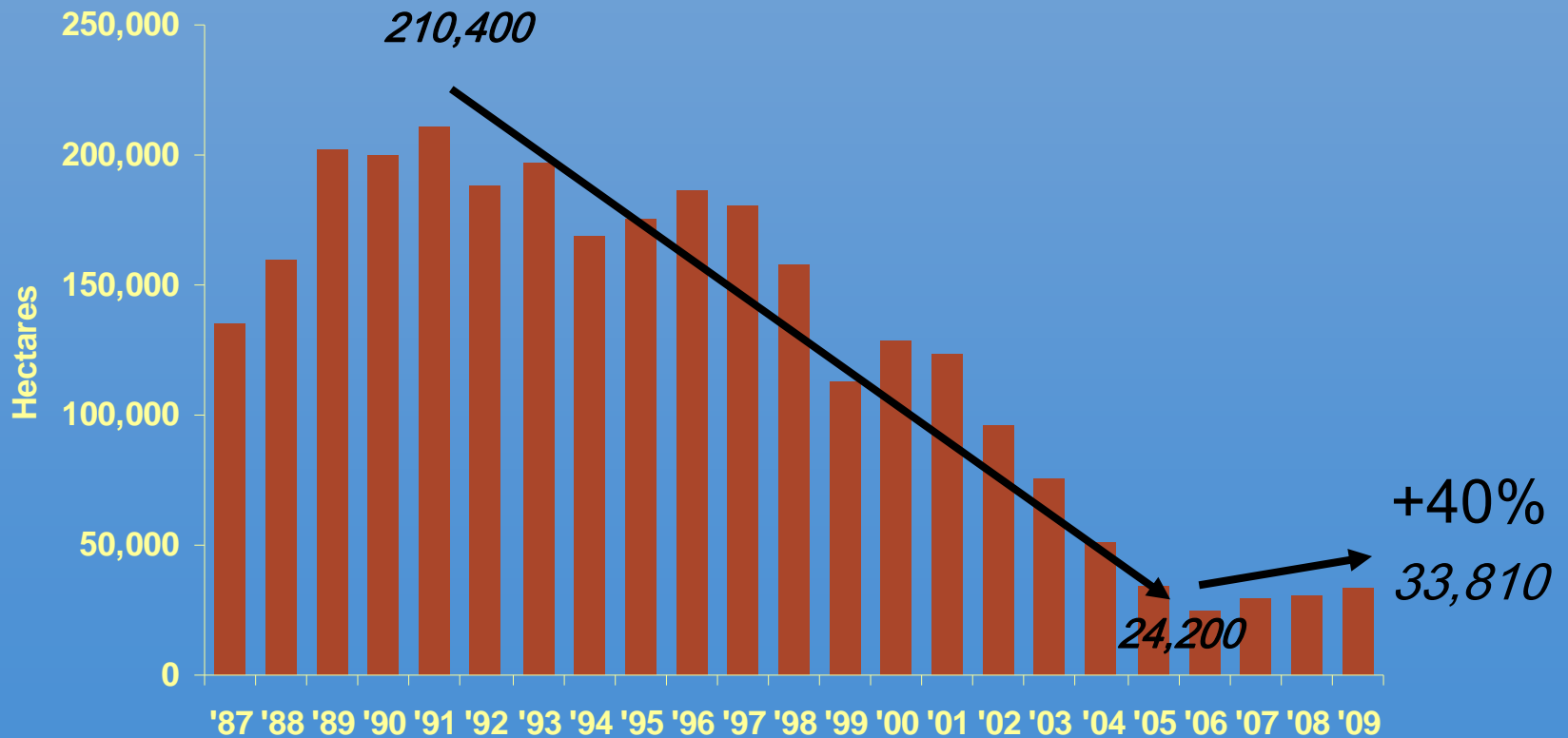


# Drug trend in East and South-East Asia

- Opium: cultivation limited
- Heroin: re-emerging threat
- Cannabis: increasing use
- Inhalants/solvents: young users



# Opium poppy cultivation in Southeast Asia 1987 to 2009 (in ha)



Source: Opium Poppy Cultivation in SE Asia 2009.



## Structure

1. Overview of drug trends in East and Southeast Asia

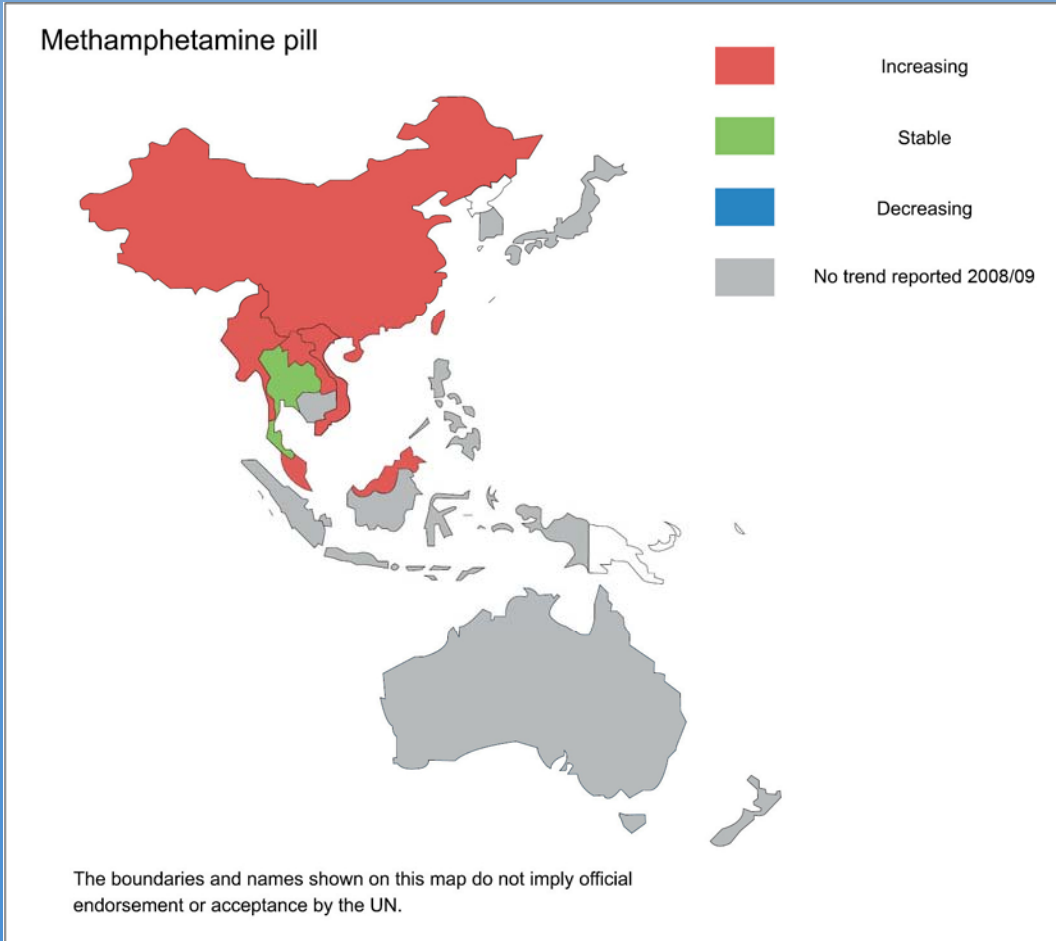
2. ATS trends in East and Southeast Asia

3. Key points

# ATS trends

- Use: Half of global users in Asia
  - Injecting use of methamphetamine
  - Injecting use and HIV
- Treatment: increasing demand
  - Under-resourced
- Arrests: Increased each year since 2004
  - Burden the justice system

# Methamphetamine pill use



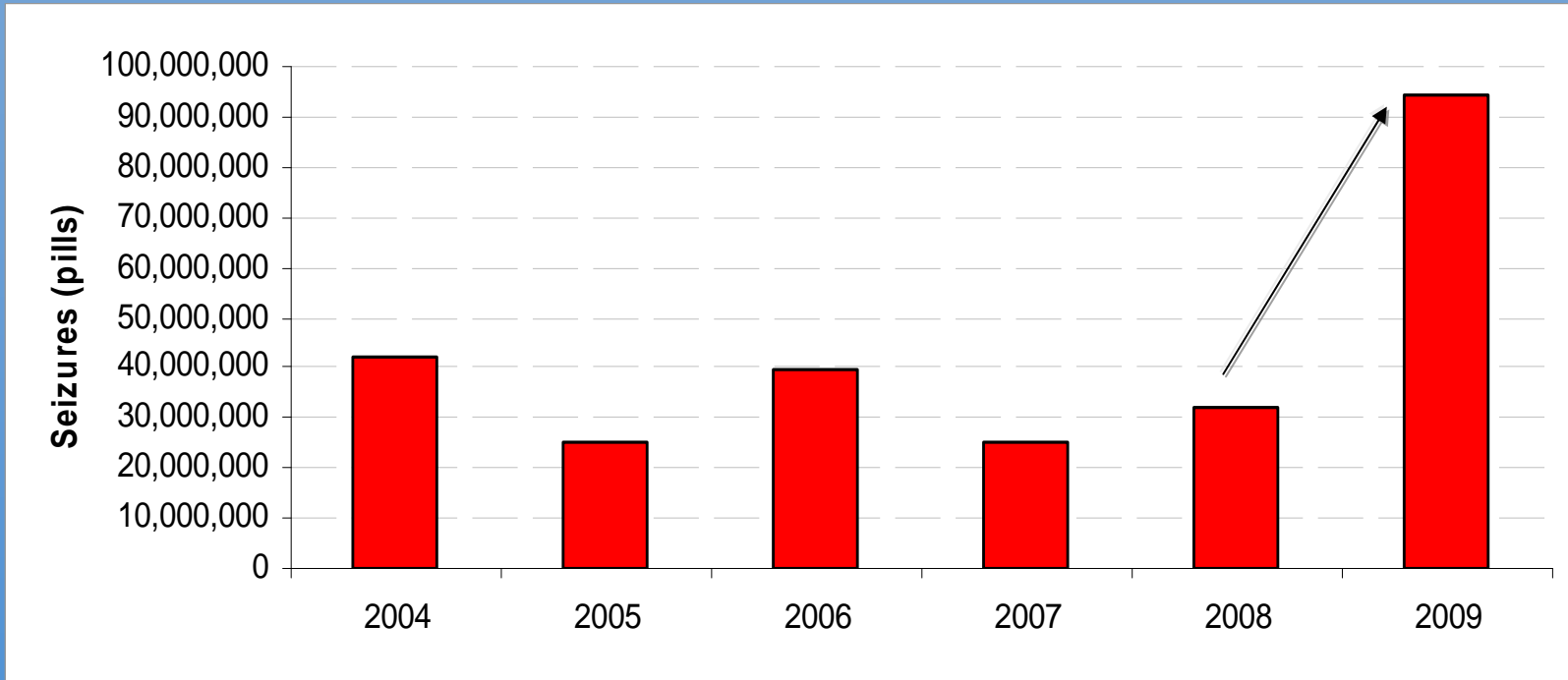
**Use reported: 6 countries**

**Primary drug of use: 2  
(Lao PDR and Thailand)**

**Increasing: 5 (China, Lao PDR, Malaysia, Myanmar and Viet Nam)**

**Stable: 1 (Thailand)**

# Methamphetamine pill seizure (2004-2009)



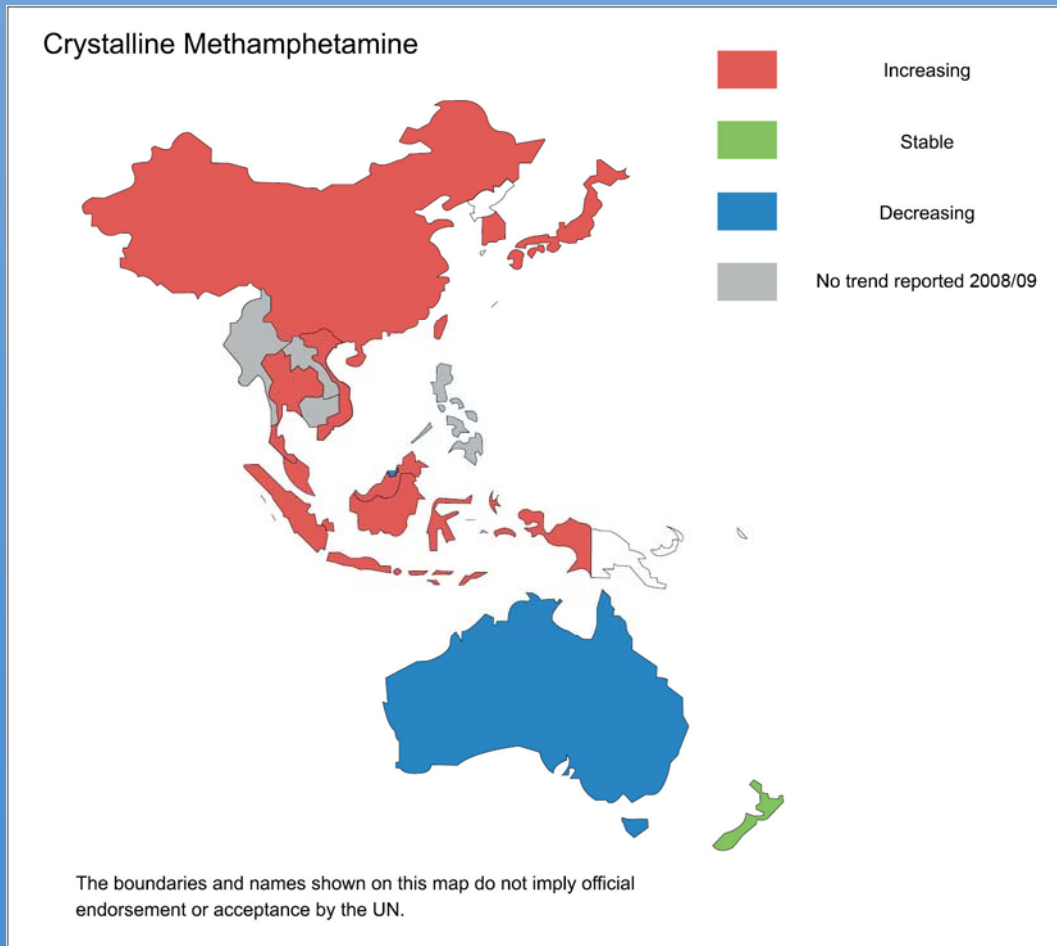
Source: DAINAP

- **2009: Total seizures 94.2 million pills**
- **2008-2009: Seizures increased three-fold (32 million pills)**

Source: DAINAP



# Crystalline methamphetamine use



**Use reported: 11 countries**

**Primary drug:** Japan, Rep. of Korea, Philippines

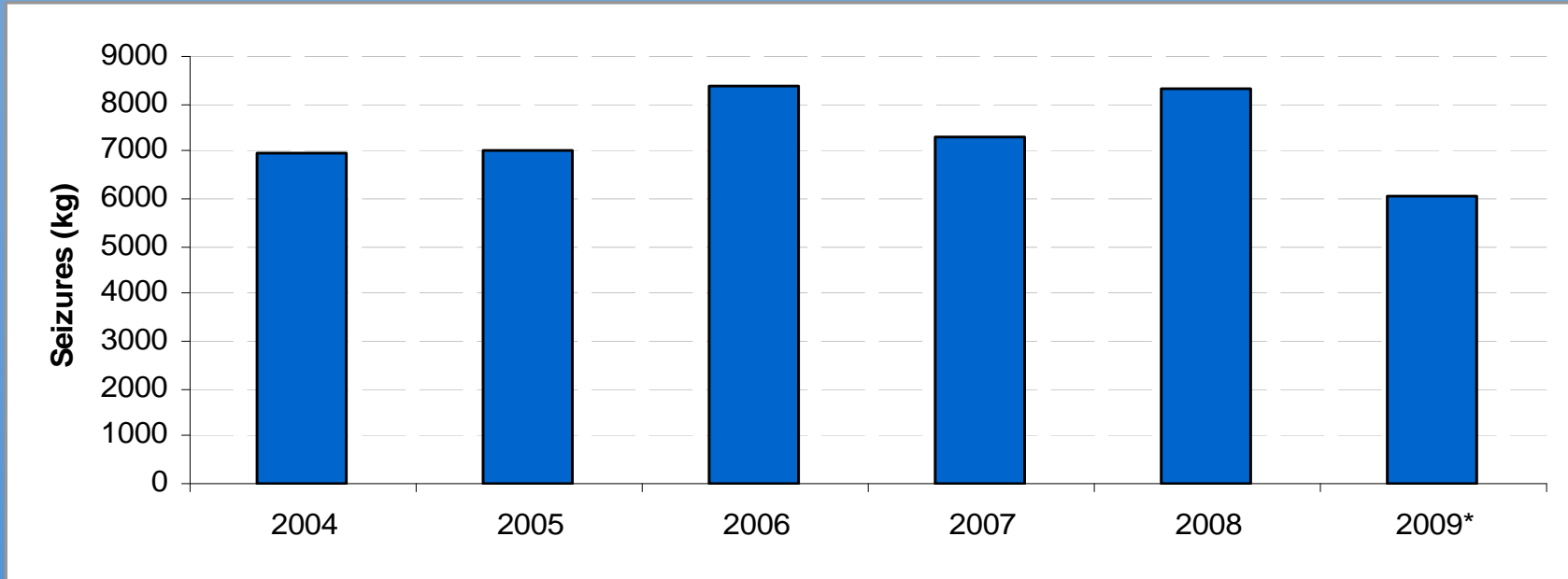
**Increasing: 8**  
China, Indonesia, Japan, Republic of Korea, Malaysia, Singapore, Thailand, Viet Nam

**Decreasing: 2**  
Australia, Brunei Darussalam

**Stable: 1**  
New Zealand



## Crystalline meth seizures (2004-2009)

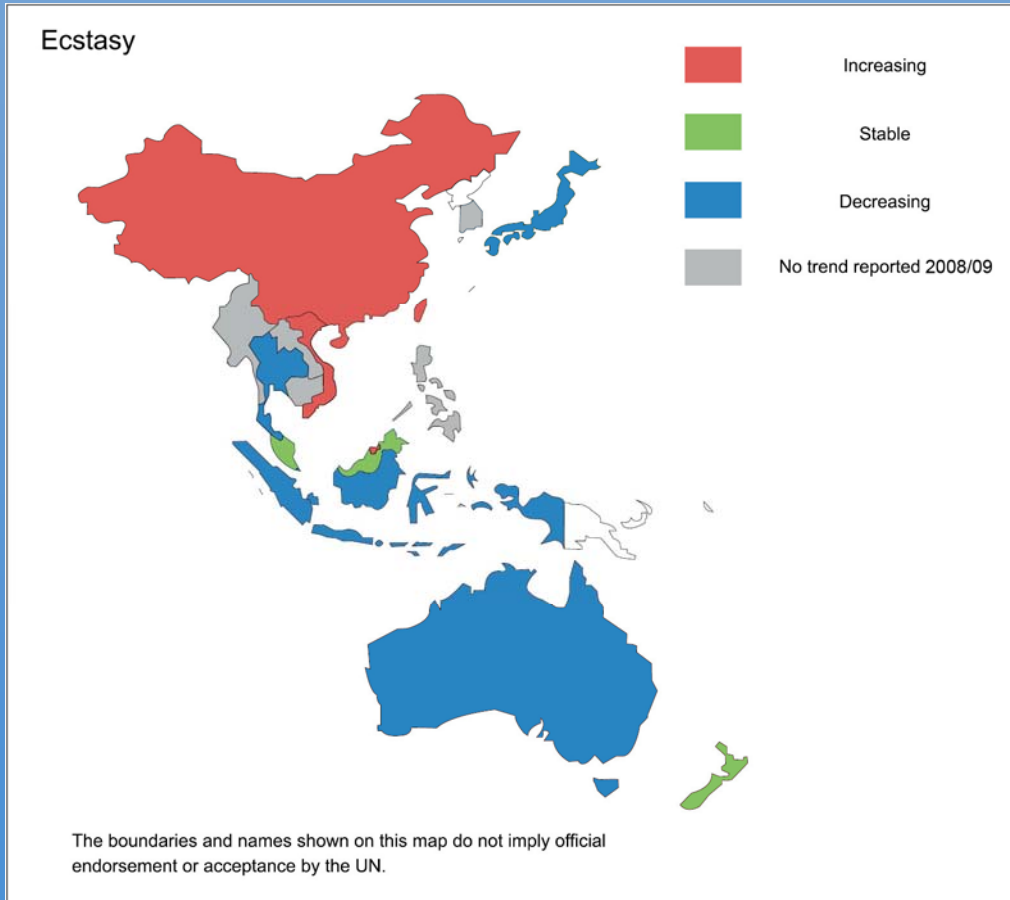


\* 2009 data are preliminary and will be revised (likely increase).

Note: Seizures from Australia and New Zealand are not included.

- **2009: Total seizures 6.1 metric tons**
- **2008-2009: Seizures decreased 27% (8.3 metric tons)**

# Ecstasy use



Use reported by: 10 countries

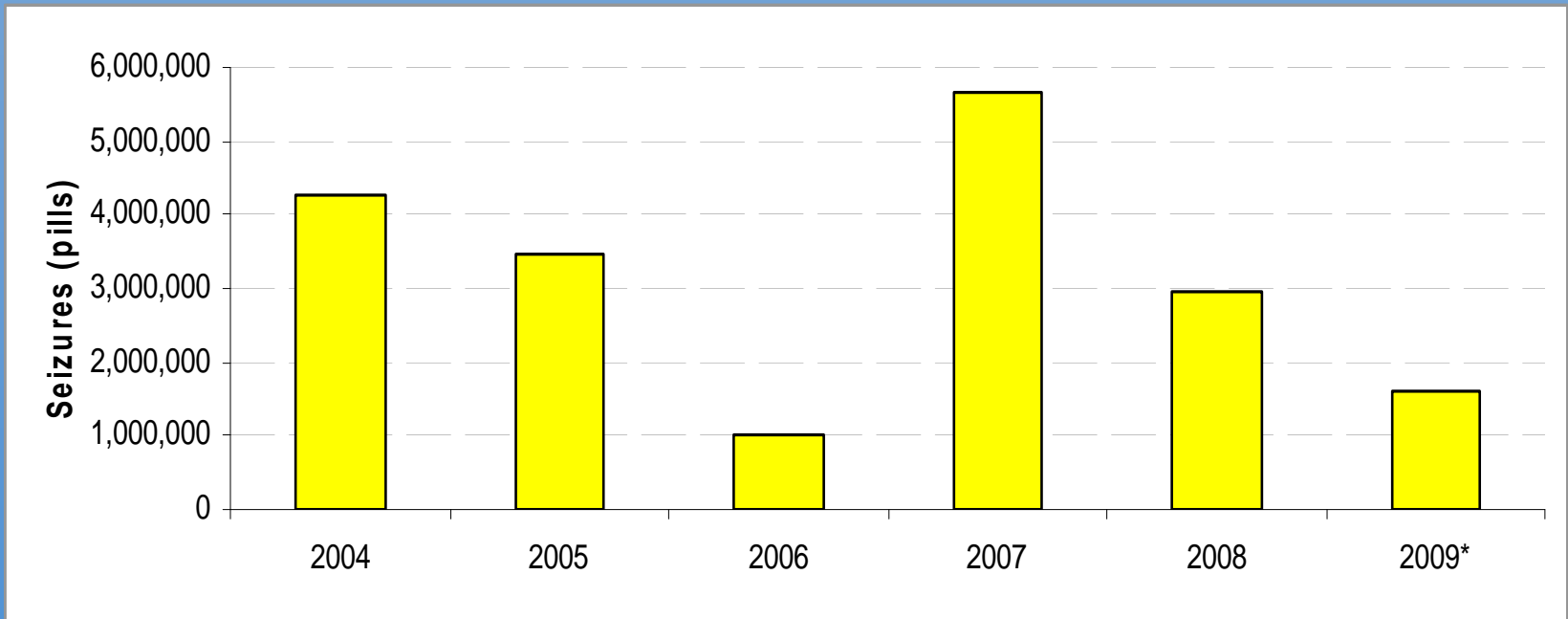
Increasing: 3 (Brunei, China and Viet Nam)

Decreasing: 5 (Australia, Indonesia, Japan, Singapore and Thailand)

Stable: 2 (New Zealand and Malaysia)



## Ecstasy pill seizure (2004-2009)



**2009: Total seizures 1.6 million**

**2008-2009: Seizures decreased 50%**

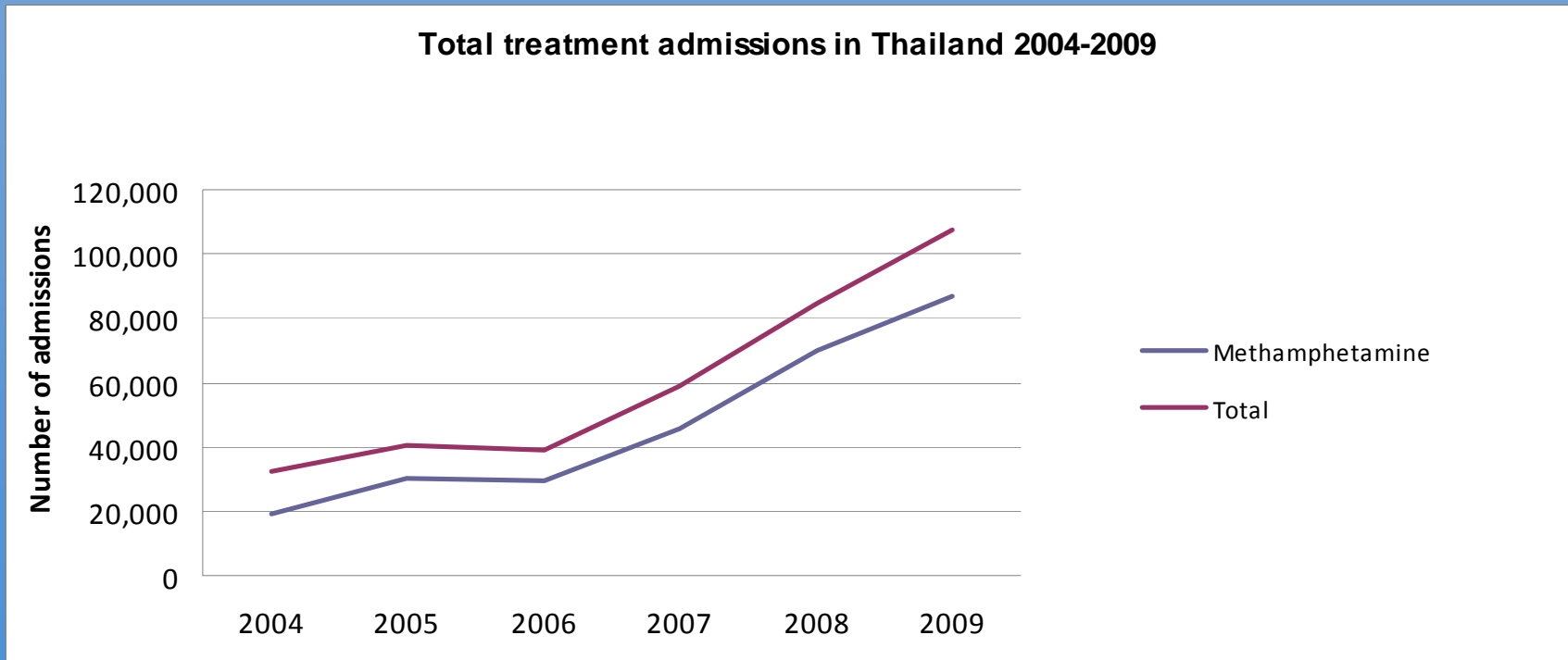


## Structure

1. Overview of drug trends in East and Southeast Asia
2. ATS trends in East and Southeast Asia
3. Key points

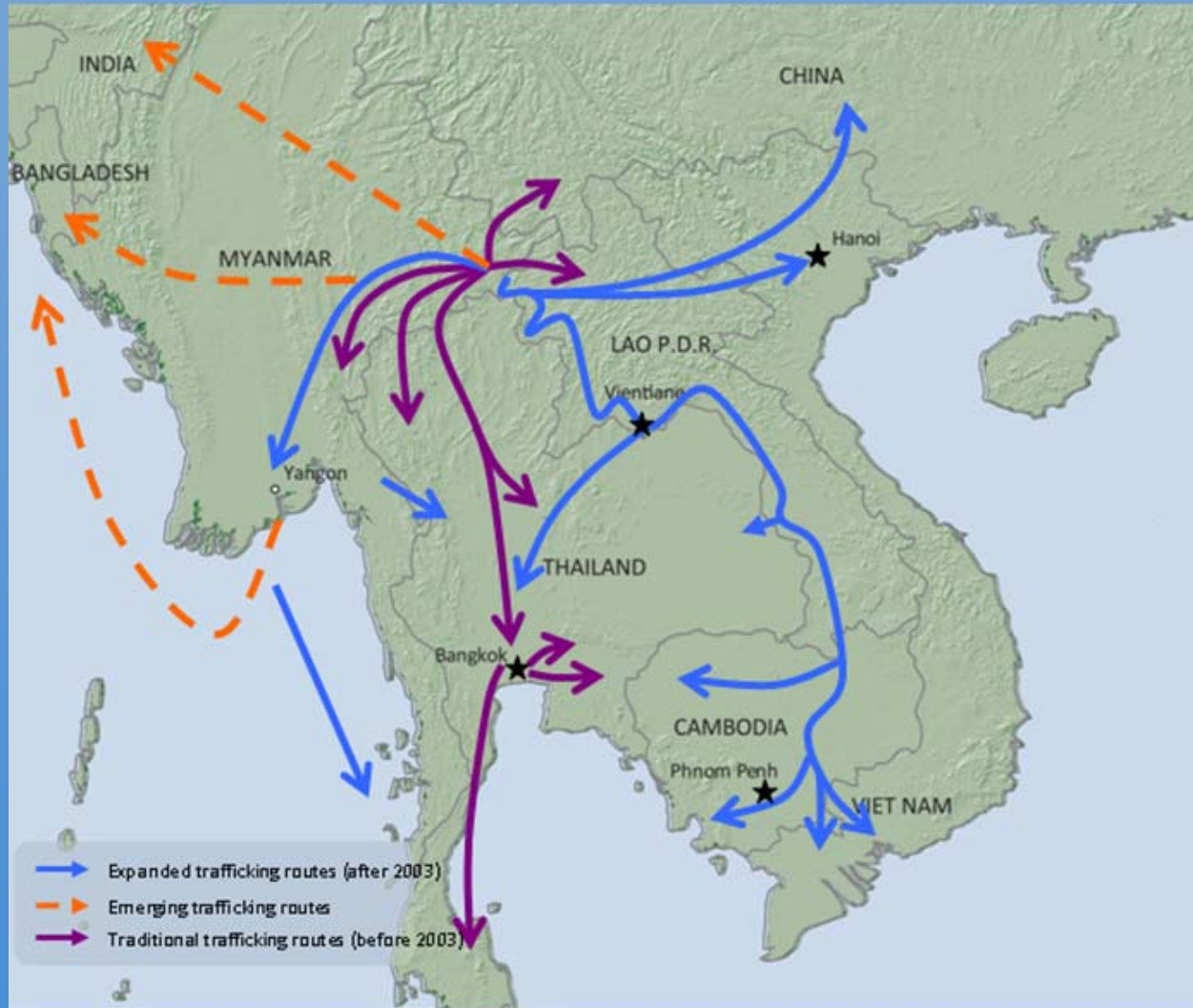


# 1. Demand in Thailand continues to increase





## 2. Spill-over of drugs from Golden Triangle





### 3. ATS gaining momentum in Viet Nam

Methamphetamine pills					
2004	2005	2006	2007	2008	2009
↑	↑	↑	•	↑	↑
Ecstasy					
2004	2005	2006	2007	2008	2009
↑	↑	↑	•	↑	↑
Crystalline methamphetamine					
2004	2005	2006	2007	2008	2009
•	•	•	•	↑	↑

Methamphetamine pills					
2004	2005	2006	2007	2008	2009
5	2	2	4	4	3
Ecstasy					
2004	2005	2006	2007	2008	2009
4	3	3	•	4	3
Crystalline methamphetamine					
2004	2005	2006	2007	2008	2009
•	•	•	•	4	3





## 4. Crystalline meth: availability increase in GMS

	2008	2009
Cambodia	1.9	4.6
China	5,863.0	2,518.0
Lao PDR	•	•
Myanmar	14.4	124.0
Thailand	52.9	209.0
Viet Nam	•	3.9

	2008	2009
Cambodia	•	•
China	↑	↑
Lao PDR	•	•
Myanmar	•	•
Thailand	↑	↑
Viet Nam	↑	↑

# 5. ATS now rank in top 3 drugs in the region

Methamphetamine pills										
Brunei	Cambodia	China	Indonesia	Lao PDR	Malaysia	Myanmar	Philippines	Singapore	Thailand	Viet Nam
•	1	2	•	1	•	3	•	•	1	3
Ecstasy										
Brunei	Cambodia	China	Indonesia	Lao PDR	Malaysia	Myanmar	Philippines	Singapore	Thailand	Viet Nam
5	•	3	3	•	7	•	•	8	9	3
Crystalline methamphetamine										
Brunei	Cambodia	China	Indonesia	Lao PDR	Malaysia	Myanmar	Philippines	Singapore	Thailand	Viet Nam
2	•	2	2	•	3	•	1	3	7	3

## 6. Shift in clandestine manufacturing of ATS





## 7. TOC groups involvement in trafficking

- Increasing TOC activity related to ATS
- West Africa, Iran and ethnic Chinese
- Recruitment of local couriers

## 8. Diverted pharmaceutical preparation







## 9. Ecstasy production in the region

- Cambodia - SRO seizures
- Australia – SRO extraction
- Indonesia – Seizure of clan lab that produced MDMA



**UNODC**

United Nations Office on Drugs and Crime

Global SMART  
Programme

**Thank you**