



Co-funded
by the European Union



UNODC

United Nations Office on Drugs and Crime

ANALYSIS OF JUDICIAL SENTENCES IN THE KYRGYZ REPUBLIC FOR THE PERIOD FROM 2020 TO 2023



The statistical data reflected in the information material was provided by the Supreme Court of the Kyrgyz Republic, the Prosecutor General's Office of the Kyrgyz Republic, the Probation Department and the Penitentiary Service under the Ministry of Justice of the Kyrgyz Republic



Crimes in the Kyrgyz Republic

2020 2021 2022 2023



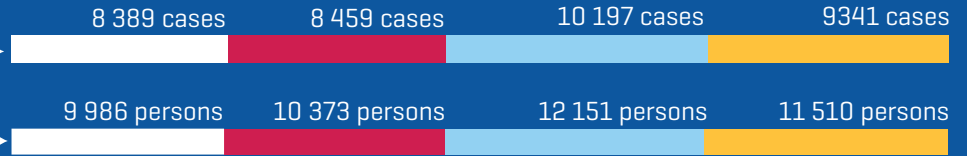
Registered in the electronic information log



Number of initiated criminal cases



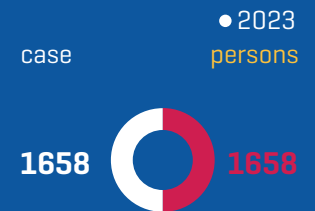
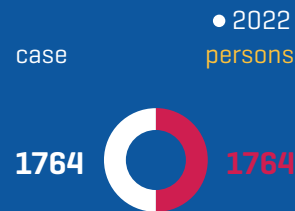
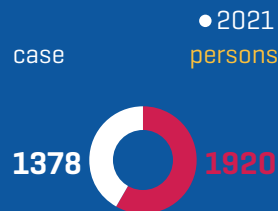
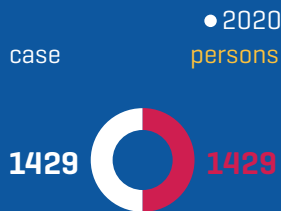
Directed to court



Including criminal cases against women and children



Women



Children



Year

2020

2021

2022

2023

Total



Judgements

in cases

in persons

4266

4915

5071

5258

19510

5384

6328

6165

6513

24372



Convicted, in persons

5197

6079

5882

6202

23360



Acquitted, in persons

187

249

283

311

1030



Probation ordered

1716

2896

2188

2176

8976



In application of article 63 of CC KR [conditional]

95

45

27

10

177

The number of initiated criminal cases is growing; 14 234 additional cases were initiated in 2023, compared to 2020



Data on types of punishment

Types of punishment	2020	2021	2022	2023
Total convicted	5074	6079	5882	6202
Deprivation of liberty	2444 48,17%	1893 31,14%	1408 23,94%	1487 23,97%
Fine	580 11,43%	764 12,56%	1525 25,93%	1853 29,87%
Deprivation of the right to occupy certain positions or engage in certain activities	23 0,46%	22 0,37%	8 0,14%	0 0%
Community service	104 2,05%	80 1,32%	457 7,77%	428 6,90%
Correctional works	22 0,44%	26 0,43%	14 0,24%	17 0,27%
Restriction of liberty	2 0,04%	16 0,27%	39 0,67%	13 0,21%
Life imprisonment	4 0,07%	11 0,18%	11 0,19%	13 0,21%
Confinement in disciplinary military unit	0 0	0 0	1 0,02%	0 0%
Application of article 63 of the CC KR (condit-I)	95 1,88%	45 0,74%	27 0,46%	10 0,16%
Application of probation supervision	1716 33,82%	2896 47,64%	2188 37,20%	2176 35,08%
For other reasons, as well as without imposing punishment	0 0	155 2,55%	148 2,52%	167 2,69%
Other	84 1,66%	77 1,27%	57 0,97%	38 0,61%

The number of persons subject to probation is growing; in 2023 this number increased by 460, compared to 2020.

The number of persons sentenced deprivation of liberty is decreasing; in 2023 this number decreased by 957, compared to 2020.

The number of persons sentenced to life imprisonment is increasing; compared to 2020, in 2023 this number increased by 9.



Data on types of punishment applied to minors

Types of punishment	2020	2021	2022	2023
Total convicted	211	262	140	159
Deprivation of liberty	77 36,50%	48 18,32%	24 17,15%	32 20,12%
Fine	12 5,69%	10 3,82%	5 3,58%	2 1,25%
Community service	0 0	1 0,39%	7 0,72%	0 0
Application of article 63 CC KR (conditional)	0 0	0 0	0 0	0 0
Application of probation supervision	122 57,82%	162 61,84%	106 75,72%	123 77,35%
Restriction of liberty	0 0	41 15,65%	4 2,86%	2 1,25%



Analysis of judicial sentences of courts of first instance

Year	Convicted in persons	Of which women	Acquitted in persons	Of which women	Terminated in persons	Returned to the prosecutor in persons	Number of people who were subjected to compulsory medical measures
2020	5194	586	187	24	3302	234	62
2021	6079	636	249	24	3720	285	58
2022	5882	577	283	45	5314	468	74
2023	6202	655	311	43	4843	247	56
Total	23357	2454	1030	136	17179	1234	250



Probation Clients' Data

№ п/п	Number by type of probation	2020 г.	2021 г.	2022 г.	2023 г.
1	Pre-trial probation	4749	5139	1808	1041
2	Executive probation	3254	3718	4681	4535
3	Penitentiary probation	1323	1234	1286	893
4	Post—penitentiary probation	662	629	546	381
	Total for all types of probation	9988	10720	8321	6850
1	Men	8360	8844	6951	5349
2	Women	1305	1482	1117	1319
3	Minors	323	394	253	182
4	Boys	303	366	231	163
5	Girls	20	28	22	19
	Total	9900	10720	8321	6850
1	Registered, total	3767	4698	8814	7666
2	Deregistered, total	4042	4308	7785	7812
	Total	17797	19726	24920	22 328



Number of probation clients, convicted of serious crimes



Number of prisoners and convicts

Type of institution		31.12.2019	31.12.2020	31.12.2021	31.12.2022	31.12.2023
Correctional facility	Regime					
	Strict	2072	1879	1806	1789	1681
	General	2846	2668	2438	2393	2314
	Special	132	132	134	136	329
	Educational colony	19	9	13	13	10
	Women's colony	280	246	241	224	182
Colony-settlement	Men	1490	1063	727	480	370
	Women	55	48	52	27	25
	Wanted	1028	961	915	874	898
Pre-trial detention center	Men	1639	1699	1602	1516	1820
	Women	97	113	90	122	100
Total		9 658	8818	8 018	7 574	7 728

This publication is co-funded by the European Union and the United Nations Office on Drugs and Crime within the Support to Justice Sector Reform in the Kyrgyz Republic: Advancing Probation and Integrated Justice Information Management Project (JUST4ALL)

The contents of this publication do not necessarily reflect the views or policies of the United Nations Office on Drugs and Crime or the European Union and does not imply any endorsement by them.

JUST4ALL is a four-year European Union and UNODC co-funded project, implemented by the United Nations Office on Drugs and Crime (UNODC) in partnership with the Ludwig Boltzmann Institute of Fundamental and Human Rights (LBI-GMR).

The Project promotes humanization of the criminal justice system in the Kyrgyz Republic and is geared towards scaling up the country's capacity to implement its criminal justice reforms in line with international standards and norms as well as best European practices.

By improving access to justice and rule of law in the Kyrgyz Republic through improved probation and criminal justice information management, the project contributes to the implementation of the 2030 Sustainable Development Agenda.



БААРДЫГЫНА СОТ АДилЕТТҮҮЛҮК
ПРАВОСУДИЕ ДЛЯ ВСЕХ
JUSTICE for ALL

Just
4all